

Ha Long Bay

1. World Heritage Property Data

1.1 - Name of World Heritage property

Ha Long Bay

1.2 - World Heritage property details

1.3 - Geographic information table

Name	Coordinates	Property (ha)	Buffer zone (ha)	Total (ha)	Inscription year
Ha Long Bay	20.9 / 107.1	43400	0	43400	1994
Total (ha)		43400	0	43400	

1.4 - Map(s)

Title	Date	Link to source
Site map – Ha Long Bay	1999	

1.5 - Web and Social Media data of the property (if applicable)

1. [Natural site datasheet from WCMC](#)

Comment

<http://halongbay.com.vn> fanpage: Vịnh Hạ Long - Di sản - Khu vực thiên nhiên thế giới

2. Other Conventions/Programmes under which the World Heritage property is protected (if applicable)

2.1 - Records indicate that your World Heritage property (in whole or in part) is designated and/or protected under the Conventions/programmes shown in the prefilled table below. Please check and amend as necessary.

		The World Heritage property (in whole or in part) <u>is</u> designated and/or protected under this convention/programme	The World Heritage property (in whole or in part) <u>is not</u> designated and/or protected under this convention/programme
2.1.1	International Register of Cultural Property under Special Protection (1954 Hague Convention for the Protection of Cultural Property in the Event of Armed Conflict)		×
2.1.2	List of Cultural Property under Enhanced Protection (Second Protocol to the 1954 Hague Convention for the Protection of Cultural Property in the Event of Armed Conflict)		×
2.1.3	The List of Wetlands of International Importance (The Ramsar List) (Convention on Wetlands of International Importance (Ramsar Convention))		×
2.1.4	World Network of Biosphere Reserves Man and the Biosphere (MAB) Programme		×
2.1.5	Global Geoparks Network UNESCO Global Geoparks		×

2.2 - Please provide comments on 2.1 if necessary

No comments

2.3 - Do your national authorities intend to request the granting of Enhanced Protection (if relevant) under the Second Protocol to the 1954 Hague Convention for the Protection of Cultural Property in the Event of Armed Conflict for the World Heritage property in the next three years?

No

2.4 - Do your national authorities intend to designate whole or part of the World Heritage property for inclusion in the List of Wetlands of International Importance (The Ramsar List), if relevant, in the next three years?

No

2.5 - Do your national authorities intend to designate whole or part of the World Heritage property as a Man and Biosphere Reserve (if relevant) in the next three years?

No

2.6 - Do your national authorities intend to apply for whole or part of World Heritage property to be designated as a UNESCO Global Geopark (if relevant) in the next three years?

No

2.7 - Please indicate the level of cooperation at property level between designations under different Conventions/Programmes

2.7.1	1954 Hague Convention for the Protection of Cultural Property in the Event of Armed Conflict	
2.7.1	There is no contact with the Focal Point(s) of this designation/programme.	✕
2.7.2	The World Heritage Site Manager occasionally communicates with the Focal Point(s) of this designation/programme.	
2.7.3	The World Heritage Site Manager regularly communicates with the Focal Point(s) of this designation/programme.	
2.7.4	The World Heritage Site Manager also manages this designation/programme.	
2.7.2	Second Protocol to the 1954 Hague Convention for the Protection of Cultural Property in the Event of Armed Conflict	
2.7.1	There is no contact with the Focal Point(s) of this designation/programme.	✕
2.7.2	The World Heritage Site Manager occasionally communicates with the Focal Point(s) of this designation/programme.	
2.7.3	The World Heritage Site Manager regularly communicates with the Focal Point(s) of this designation/programme.	
2.7.4	The World Heritage Site Manager also manages this designation/programme.	
2.7.3	Convention on Wetlands of International Importance (Ramsar Convention)	
2.7.1	There is no contact with the Focal Point(s) of this designation/programme.	✕
2.7.2	The World Heritage Site Manager occasionally communicates with the Focal Point(s) of this designation/programme.	
2.7.3	The World Heritage Site Manager regularly communicates with the Focal Point(s) of this designation/programme.	
2.7.4	The World Heritage Site Manager also manages this designation/programme.	
2.7.4	Man and the Biosphere (MAB) Programme	
2.7.1	There is no contact with the Focal Point(s) of this designation/programme.	✕
2.7.2	The World Heritage Site Manager occasionally communicates with the Focal Point(s) of this designation/programme.	
2.7.3	The World Heritage Site Manager regularly communicates with the Focal Point(s) of this designation/programme.	
2.7.4	The World Heritage Site Manager also manages this designation/programme.	
2.7.5	UNESCO Global Geoparks	
2.7.1	There is no contact with the Focal Point(s) of this designation/programme.	✕
2.7.2	The World Heritage Site Manager occasionally communicates with the Focal Point(s) of this designation/programme.	
2.7.3	The World Heritage Site Manager regularly communicates with the Focal Point(s) of this designation/programme.	
2.7.4	The World Heritage Site Manager also manages this designation/programme.	

2.8 - Please add any further comments on cooperation with the other designation(s)/programme(s)

No comment

2.9 - Are you aware of any elements associated with the World Heritage property that have been inscribed on the Representative List of the Intangible Cultural Heritage?

No

2.10 - Please list any elements associated with the World Heritage property inscribed under the Convention for the Safeguarding of the Intangible Cultural Heritage of which you are aware

No

2.11 - Are you aware of any documentary heritage listed under the Memory of the World Programme associated with the World Heritage property?

No

2.12 - Please list any documentary heritage associated with the World Heritage property listed under the Memory of the World Programme of which you are aware.

No

3. Statement of Outstanding Universal Value

3.1 - Statement of Outstanding Universal Value for the property as adopted by the World Heritage Committee

Statement of Outstanding Universal Value

Brief synthesis

Ha Long Bay, located in the Gulf of Tonkin, within Quang Ninh Province, in the northeast of Vietnam, is 165 km from the capital of Ha Noi. Covering an area of 43,400 ha and including over 1600 islands and islets, most of which are uninhabited and unaffected by humans, it forms a spectacular seascape of limestone pillars and is an ideal model of a mature Karst landscape developed during a warm and wet tropical climate. The property's exceptional scenic beauty is complemented by its great biological interest.

The outstanding value of the property is centered around the drowned limestone karst landforms, displaying spectacular pillars with a variety of coastal erosional features such as arches and caves which form a majestic natural scenery. The repeated regression and transgression of the sea on the limestone karst over geological time has produced a mature landscape of clusters of conical peaks and isolated towers which were modified by sea invasion, adding an extra element to the process of lateral undercutting of the limestone towers and islands.

Criterion (vii): Comprised of a multitude of limestone islands and islets rising from the sea, in a variety of sizes and shapes and presenting picturesque, unspoiled nature, Ha Long Bay is a spectacular seascape sculpted by nature. The property retains a high level of naturalness, and despite its long history of human use, is not seriously degraded. Outstanding features of the property include the magnificent towering limestone pillars and associated notches, arches and caves, which are exceptionally well-developed and among the best presented of their type in the world.

Criterion (viii): As the most extensive and best known example of marine-invaded tower karst in the world Ha Long Bay is one of the world's most important areas of Fengcong (clusters of conical peaks) and Fenglin (isolated tower features) karst. Abundant lakes, occupying drowned dolines, are one of the distinctive features of the Fengcong karst, with some appearing to be tidal. Possessing a tremendous diversity of caves and other landforms derived from the unusual geomorphological process of marine invaded tower karst the caves are of three main types: remnants of phreatic caves; old karstic foot caves and marine notch caves. The property also displays the full range of karst formation processes on a very large scale and over a very long period of geological time, possessing the most complete and extensive example of its type in the world and providing a unique and extensive reservoir of data for the future understanding of geoclimatic history and the nature of karst processes in a complex environment.

Integrity

All elements necessary to sufficiently protect the outstanding scenic and geological values of the Ha Long Bay property are included within the boundaries of the property and its size and area provide sufficient integrity for the large scale geomorphological processes to operate unhindered. It benefits from being completely surrounded by a large and extensive buffer zone with both the size and area providing sufficient integrity for the large scale geomorphic processes to operate unhindered.

Located within an area of high tourism, marine transport, fisheries and the daily activities of people living and conducting their business on Ha Long Bay, management of the area, instituted since inscription of the property, applies strict regulation and control of activities in an attempt to minimize impacts on the integrity of the property. There is a continuing challenge to improve the integrity and quality of the environment. The natural scenic features, geomorphology, landform values and cultural heritage along with key features such as islands, caves and grottoes remain intact and the property retains a high level of naturalness despite the long history of human use in the area.

Protection and management requirements

Ha Long Bay was established as a historical and cultural relic and classified as a National Landscape Site in 1962. Subsequently designated as a Special National Landscape Site under the Cultural Heritage Law amended in 2009, land tenure is held by the Provincial Government. The property is protected effectively by a number of relevant provincial and national laws as well as governmental decrees including; the Cultural Heritage Law, the Bio-Diversity Law, the Tourism Law, the Environmental Protection Law, the Fishery Law and Marine Transport Law. Under these laws, any proposed action within the property that could have significant impact on the property's values must have official approval from the Ministry of Culture, Sports and Tourism, along with other relevant ministries.

The Ha Long Bay Management Department was established after the inscription of Ha Long Bay on the World Heritage List, with the main functions of management, conservation and promotion of the property's values. The Department takes into account the requirements of the World Heritage Convention, recommendations of the World Heritage Committee and other regulations issued by both the Vietnamese Government and the Quang Ninh Province. Day-to-day management involves collaboration with various relevant stakeholders at different levels, especially local communities, to maintain the integrity of the property and monitor socio-economic activities.

Socio-economic activities on Ha Long Bay are well regulated, carefully observed and effectively managed. Management and protection are further strengthened through regulations, master planning, and action plans at the provincial level. These include regulations on operation of tourist boats, mud dredging, land filling, fishermen and floating house management. They also provide for education and promotion, and enhancing community awareness of heritage values and their protection. There are several specific plans dealing with environmental protection, tourism development and management and conservation planning. These include Ha Long Bay to 2020, the master plan on conservation, management and development of the values of World Natural Heritage approved by the Prime Minister in 2001, and the Comprehensive Management Plan for the Ha Long Bay World Heritage Site 2010 - 2015 approved by the provincial authority in 2010.

In the long-term, management of the property will focus on: ensuring the integrity of the scenic, geological and geomorphologic values, as well as the property's environment; strengthening the legislative provisions; carefully monitoring of the socio-economic activities on Ha Long Bay; increasing the use of technology in heritage management; undertaking research to gain better understanding of the property's values; improving the staff capacity and enhancing community awareness and involvement.

Increasing visitor numbers and associated impacts continue to impact on the management of the property. The sensitivity, aesthetic quality and attention to public safety of infrastructure such as pathways, steps and boardwalks is of a high standard and with steadily increasing visitor numbers the quality of visitor management is also steadily improving. Development pressures associated with growing tourist numbers continue to be an issue for government authorities and an appropriate balance between conservation and development, while difficult to maintain, is important to ensure the protection of the natural values of the property.

3.2 - Please list the key attributes of Outstanding Universal Value of your property and give an assessment of their condition. As a guideline, it is suggested to focus on approximately five key attributes (no more than 15 overall).

	Brief identification of attribute	Preserved	Compromised	Seriously compromised	Lost
3.2.1	775 limestone islands of the areas of Fengcong and Fenglin karst invaded by the sea	✗			
3.2.2	Cave system	✗			
3.2.3	Sea lakes (tong-ang system)	✗			
3.2.4	Natural sand beaches in limestone islands	✗			
3.2.5	Sea area	✗			

3.2.6	Unspoiled nature scape	✕			
3.2.7					
3.2.8					
3.2.9					
3.2.10					
3.2.11					
3.2.12					
3.2.13					
3.2.14					
3.2.15					

3.3 - Comments, conclusions and/or recommendations related to Statement of Outstanding Universal Value

- The statement of Ha Long bay's OUV was approved in the 36th session of the World Heritage Committee in Saint Petersburg, Russian Federation, by Decision WHC-12/36.COM/8E dated June 15, 2012. – OUV and its attributes have been well preserved - OUV and its attributes have been well preserved.

4. Factors Affecting the Property

4.1. Buildings and Development

4.1.1 - Housing

Previous answer Cycle 2 (27/07/2011):

- Not relevant

✕ Relevant			Not relevant				
	Impact		Origin		Trend of impact		
Impact	🔥 Current	🔥 Potential	📍 Inside	📍 Outside	↘ Decreasing	→ Stable	↗ Increasing
🟢 Positive							
🔴 Negative ✕	✕	✕		✕			↗

4.1.2 - Commercial development

Previous answer Cycle 2 (27/07/2011):

- Not relevant

✕ Relevant			Not relevant				
	Impact		Origin		Trend of impact		
Impact	🔥 Current	🔥 Potential	📍 Inside	📍 Outside	↘ Decreasing	→ Stable	↗ Increasing
🟢 Positive							
🔴 Negative ✕		✕		✕			↗

4.1.3 - Industrial areas

Previous answer Cycle 2 (27/07/2011):

- Relevant, Negative, Potential, Outside




















✕ Relevant			Not relevant				
	Impact		Origin		Trend of impact		
Impact	🔥 Current	🔥 Potential	📍 Inside	📍 Outside	↘ Decreasing	→ Stable	↗ Increasing
🟢 Positive							
🔴 Negative ✕		✕		✕		→	

4.1.4 - Major visitor accommodation and associated infrastructure

Previous answer Cycle 2 (27/07/2011):

- Relevant, Positive, Current, Outside

✕ Relevant			Not relevant				
	Impact		Origin		Trend of impact		

Impact	 Current	 Potential	 Inside	 Outside	 Decreasing	 Stable	 Increasing
 Positive 							
 Negative 							

4.1.5 - Interpretative and visitation facilities

Previous answer Cycle 2 (27/07/2011):

- Relevant, Positive, Current, Inside, Outside

 Relevant				Not relevant			
	Impact		Origin		Trend of impact		
Impact	 Current	 Potential	 Inside	 Outside	 Decreasing	 Stable	 Increasing
 Positive 							
 Negative							

4.1.6 - Please comment as necessary on how the factors selected as relevant in 4.1 are affecting the property either negatively or positively




Buildings and Development impact the Site in both positive and negative ways. Most of negative impacts are potential while most of positive impacts are in current and increasing trend.

4.2. Transportation Infrastructure

4.2.1 - Ground transport infrastructure

Previous answer Cycle 2 (27/07/2011):

- Relevant, Positive, Current, Outside

 Relevant				Not relevant			
	Impact		Origin		Trend of impact		
Impact	 Current	 Potential	 Inside	 Outside	 Decreasing	 Stable	 Increasing
 Positive 							
 Negative							

4.2.2 - Underground transport infrastructure

Previous answer Cycle 2 (27/07/2011):

- Not relevant

Relevant	 Not relevant
----------	--

4.2.3 - Air transport infrastructure

Previous answer Cycle 2 (27/07/2011):


- Relevant, Positive, Current, Outside

Relevant	 Not relevant
----------	--

4.2.4 - Marine transport infrastructure

Previous answer Cycle 2 (27/07/2011):

- Relevant, Positive, Current, Outside

 Relevant				Not relevant			
	Impact		Origin		Trend of impact		
Impact	 Current	 Potential	 Inside	 Outside	 Decreasing	 Stable	 Increasing
 Positive 							
 Negative 							

4.2.5 - Effects arising from use of transportation infrastructure

Previous answer Cycle 2 (27/07/2011):

- Relevant, Positive, Current, Outside

 Relevant				Not relevant			
	Impact		Origin		Trend of impact		
Impact	 Current	 Potential	 Inside	 Outside	 Decreasing	 Stable	 Increasing

Positive							
Negative							

4.2.6 - Please comment as necessary on how the factors selected as relevant in 4.2 are affecting the property either negatively or positively

Transport infrastructure factors impact the Site in both positive and negative ways. Positive impacts are in current and increasing trend. Negative impacts are potential and in stable trend (most of them impact on natural environment).

4.3. Services Infrastructures

4.3.1 - Water infrastructure

Previous answer Cycle 2 (27/07/2011):

- Relevant, Positive, Current, Outside

Relevant	Not relevant
----------	--------------

4.3.2 - Renewable energy facilities

Previous answer Cycle 2 (27/07/2011):

- Relevant, Positive, Current, Inside, Outside

Relevant	Not relevant
----------	--------------

4.3.3 - Non-renewable energy facilities

Previous answer Cycle 2 (27/07/2011):

- Not relevant

Relevant	Not relevant						
	Impact		Origin		Trend of impact		
Impact	Current	Potential	Inside	Outside	Decreasing	Stable	Increasing
Positive							
Negative							

4.3.4 - Localised utilities

Previous answer Cycle 2 (27/07/2011):

- Relevant, Positive, Current, Inside, Outside

Relevant	Not relevant						
	Impact		Origin		Trend of impact		
Impact	Current	Potential	Inside	Outside	Decreasing	Stable	Increasing
Positive							
Negative							

4.3.5 - Major linear utilities

Previous answer Cycle 2 (27/07/2011):

- Relevant, Positive, Current, Inside, Outside

Relevant	Not relevant						
	Impact		Origin		Trend of impact		
Impact	Current	Potential	Inside	Outside	Decreasing	Stable	Increasing
Positive							
Negative							

4.3.6 - Please comment as necessary on how the factors selected as relevant in 4.3 are affecting the property either negatively or positively

Most of factors in 4.3 have positively impacted the site in increasing trend.

4.4. Pollution

4.4.1 - Pollution of marine waters

Previous answer Cycle 2 (27/07/2011):

- Relevant, Negative, Potential, Inside, Outside

✕ Relevant				Not relevant			
	Impact		Origin		Trend of impact		
Impact	🔥 Current	🔥 Potential	📍 Inside	📍 Outside	↘ Decreasing	→ Stable	↗ Increasing
🟢 Positive							
🔴 Negative ✕	✕	✕	✕	✕	↘		

4.4.2 - Ground water pollution

Previous answer Cycle 2 (27/07/2011):

- Relevant, Negative, Potential, Inside, Outside

Relevant	✕ Not relevant
----------	----------------

4.4.3 - Surface water pollution

Previous answer Cycle 2 (27/07/2011):

- Relevant, Negative, Potential, Outside

Relevant	✕ Not relevant
----------	----------------

4.4.4 - Air pollution

Previous answer Cycle 2 (27/07/2011):

- Relevant, Negative, Potential, Inside, Outside

✕ Relevant				Not relevant			
	Impact		Origin		Trend of impact		
Impact	🔥 Current	🔥 Potential	📍 Inside	📍 Outside	↘ Decreasing	→ Stable	↗ Increasing
🟢 Positive							
🔴 Negative ✕		✕		✕	↘		

4.4.5 - Solid waste

Previous answer Cycle 2 (27/07/2011):

- Relevant, Negative, Potential, Inside, Outside

✕ Relevant				Not relevant			
	Impact		Origin		Trend of impact		
Impact	🔥 Current	🔥 Potential	📍 Inside	📍 Outside	↘ Decreasing	→ Stable	↗ Increasing
🟢 Positive							
🔴 Negative ✕	✕		✕	✕	↘		

4.4.6 - Input of excess energy

Previous answer Cycle 2 (27/07/2011):

- Not relevant

Relevant	✕ Not relevant
----------	----------------

4.4.7 - Please comment as necessary on how the factors selected as relevant in 4.4 are affecting the property either negatively or positively

Most factors in Section 4.4 have negative impacts on the site, with decreasing trend because of the policies to control impacts of these factors of Quang Ninh province: improving the efficiency of solid and liquid waste collection and treatment; terminating open-pit coal mining; planning to relocate, terminate operations of cement plants; enhancing environmental protection activities in Ha Long area.

4.5. Biological resource use/modification

4.5.1 - Fishing/collecting aquatic resources

Previous answer Cycle 2 (27/07/2011):

- Relevant, Negative, Potential, Inside, Outside

✕ Relevant				Not relevant			
	Impact		Origin		Trend of impact		
Impact	🔥 Current	🔥 Potential	📍 Inside	📍 Outside	↘ Decreasing	→ Stable	↗ Increasing
🟢 Positive ✕	✕		✕			→	

Negative ✕		✕		✕			
------------	--	---	--	---	--	--	--

4.5.2 - Aquaculture

Previous answer Cycle 2 (27/07/2011):

- Relevant, Positive, Current, Inside, Outside

✕ Relevant				Not relevant			
	Impact		Origin		Trend of impact		
Impact	Current	Potential	Inside	Outside	Decreasing	Stable	Increasing
Positive ✕	✕		✕				
Negative ✕		✕		✕			

4.5.3 - Land conversion

Previous answer Cycle 2 (27/07/2011):

- Not relevant

Relevant	✕ Not relevant
----------	----------------

4.5.4 - Livestock farming/Grazing of domesticated animals

Previous answer Cycle 2 (27/07/2011):

- Not relevant

Relevant	✕ Not relevant
----------	----------------

4.5.5 - Crop production

Previous answer Cycle 2 (27/07/2011):

- Not relevant

Relevant	✕ Not relevant
----------	----------------

4.5.6 - Commercial wild plant collection

Previous answer Cycle 2 (27/07/2011):

- Not relevant

Relevant	✕ Not relevant
----------	----------------

4.5.7 - Subsistence wild plant collection

Previous answer Cycle 2 (27/07/2011):

- Not relevant

Relevant	✕ Not relevant
----------	----------------

4.5.8 - Commercial hunting

Previous answer Cycle 2 (27/07/2011):

- Not relevant

Relevant	✕ Not relevant
----------	----------------

4.5.9 - Subsistence hunting

Previous answer Cycle 2 (27/07/2011):

- Not relevant

Relevant	✕ Not relevant
----------	----------------

4.5.10 - Forestry/Wood production

Previous answer Cycle 2 (27/07/2011):

- Not relevant

Relevant	✕ Not relevant
----------	----------------

4.5.11 - Please comment as necessary on how the factors selected as relevant in 4.5 are affecting the property either negatively or positively

Of all factors in Question 4.5, only fishing and aqua-culture activities are impacting the site in both positive and negative ways. The negative impacts are potential with the downtrend because Quang Ninh province has banned fishing activities in the site, prohibited the use of destructive fishing tools, built models of sustainable aquaculture in combination with responsible tourism in Ha Long Bay and planned aquaculture sites in surrounding areas of the world heritage site.

4.6. Physical resource extraction

4.6.1 - Mining

Previous answer Cycle 2 (27/07/2011):

- Relevant, Negative, Current, Outside

✕ Relevant			Not relevant				
	Impact		Origin		Trend of impact		
Impact	🔴 Current	🟡 Potential	🟢 Inside	🟢 Outside	📉 Decreasing	➡ Stable	📈 Increasing
🟢 Positive							
🔴 Negative ✕	✕	✕		✕	📉		

4.6.2 - Quarrying

Previous answer Cycle 2 (27/07/2011):

- Relevant, Negative, Potential, Outside

Relevant	✕ Not relevant
----------	----------------

4.6.3 - Oil and gas

Previous answer Cycle 2 (27/07/2011):

- Not relevant

Relevant	✕ Not relevant
----------	----------------

4.6.4 - Water (extraction)

Previous answer Cycle 2 (27/07/2011):

- Not relevant

Relevant	✕ Not relevant
----------	----------------

4.6.5 - Please comment as necessary on how the factors selected as relevant in 4.6 are affecting the property either negatively or positively

Of those factors in 4.6, only mining activities negatively impact on the Site. This impacts are potential and in decreasing trend because mining waste water treatment stations have been installed. Open-pit mining and underground mining scale have been decreased and limited.

4.7. Local conditions affecting physical fabric

4.7.1 - Wind

Previous answer Cycle 2 (27/07/2011):

- Not relevant

Relevant	✕ Not relevant
----------	----------------

4.7.2 - Relative humidity

Previous answer Cycle 2 (27/07/2011):

- Not relevant

Relevant	✕ Not relevant
----------	----------------

4.7.3 - Temperature

Previous answer Cycle 2 (27/07/2011):

- Not relevant

Relevant	✕ Not relevant
----------	----------------

4.7.4 - Radiation/Light

Previous answer Cycle 2 (27/07/2011):

- Not relevant

Relevant	✕ Not relevant
----------	----------------

4.7.5 - Dust

Previous answer Cycle 2 (27/07/2011):

- Not relevant

Relevant	✕ Not relevant
----------	----------------

4.7.6 - Water (rain/water table)

Previous answer Cycle 2 (27/07/2011):

- Not relevant

Relevant	✕ Not relevant
----------	----------------

4.7.7 - Pests

Previous answer Cycle 2 (27/07/2011):

- Not relevant

Relevant	✕ Not relevant
----------	----------------

4.7.8 - Micro-organisms

Previous answer Cycle 2 (27/07/2011):

- Not relevant

Relevant	✕ Not relevant
----------	----------------

4.7.9 - Please comment as necessary on how the factors selected as relevant in 4.7 are affecting the property either negatively or positively

Local conditions factors in 4.7 are not related to Ha Long Bay

4.8. Social/Cultural uses of heritage

4.8.1 - Ritual/Spiritual/Religious and associative uses

Previous answer Cycle 2 (27/07/2011):

- Relevant, Positive, Current, Outside

✕ Relevant	Not relevant						
	Impact		Origin		Trend of impact		
Impact	🔥 Current	🔥 Potential	📍 Inside	📍 Outside	↘ Decreasing	→ Stable	↗ Increasing
➕ Positive ✕	✕			✕		→	
➖ Negative							

4.8.2 - Society's valuing of heritage

Previous answer Cycle 2 (27/07/2011):

- Not relevant

✕ Relevant	Not relevant						
	Impact		Origin		Trend of impact		
Impact	🔥 Current	🔥 Potential	📍 Inside	📍 Outside	↘ Decreasing	→ Stable	↗ Increasing
➕ Positive ✕	✕		✕	✕		→	
➖ Negative							

4.8.3 - Indigenous hunting, gathering and collecting

Previous answer Cycle 2 (27/07/2011):

- Relevant, Negative, Potential, Outside

✕ Relevant	Not relevant						
	Impact		Origin		Trend of impact		
Impact	🔥 Current	🔥 Potential	📍 Inside	📍 Outside	↘ Decreasing	→ Stable	↗ Increasing
➕ Positive ✕	✕		✕			→	
➖ Negative ✕		✕		✕	↘		

4.8.4 - Changes in traditional ways of life and knowledge system

Previous answer Cycle 2 (27/07/2011):

- Not relevant

✕ Relevant	Not relevant						
	Impact		Origin		Trend of impact		
Impact	🔥 Current	🔥 Potential	📍 Inside	📍 Outside	↘ Decreasing	→ Stable	↗ Increasing
➕ Positive ✕	✕		✕			→	
➖ Negative ✕		✕	✕	✕	↘		

4.8.5 - Identity, social cohesion, changes in local population and community

Previous answer Cycle 2 (27/07/2011):

- Not relevant

✕ Relevant				Not relevant			
	Impact		Origin		Trend of impact		
Impact	Current	Potential	Inside	Outside	Decreasing	Stable	Increasing
Positive ✕	✕		✕			→	
Negative ✕		✕	✕	✕	↘		

4.8.6 - Impacts of tourism/Visitation/Recreation

Previous answer Cycle 2 (27/07/2011):

- Relevant, Positive, Current, Inside, Outside

✕ Relevant				Not relevant			
	Impact		Origin		Trend of impact		
Impact	Current	Potential	Inside	Outside	Decreasing	Stable	Increasing
Positive ✕	✕		✕	✕			↗
Negative ✕	✕	✕	✕		↘		

4.8.7 - Please comment as necessary on how the factors selected as relevant in 4.8 are affecting the property either negatively or positively

The social and cultural factors both have positive and negative impacts on the Site but they have more positive impacts. The negative impacts are mostly potential and they tend to decrease or stabilize.

4.9. Other human activities

4.9.1 - Illegal activities

Previous answer Cycle 2 (27/07/2011):

- Relevant, Negative, Potential, Inside, Outside

✕ Relevant				Not relevant			
	Impact		Origin		Trend of impact		
Impact	Current	Potential	Inside	Outside	Decreasing	Stable	Increasing
Positive							
Negative ✕		✕	✕	✕	↘		

4.9.2 - Deliberate destruction of heritage

Previous answer Cycle 2 (27/07/2011):

- Not relevant

✕ Relevant				Not relevant			
	Impact		Origin		Trend of impact		
Impact	Current	Potential	Inside	Outside	Decreasing	Stable	Increasing
Positive							
Negative ✕		✕	✕		↘		

4.9.3 - Military training

Previous answer Cycle 2 (27/07/2011):

- Not relevant

Relevant	✕ Not relevant
----------	----------------

4.9.4 - War

Previous answer Cycle 2 (27/07/2011):

- Not relevant

Relevant	✕ Not relevant
----------	----------------

4.9.5 - Terrorism

Previous answer Cycle 2 (27/07/2011):

- Not relevant

Relevant

✕ Not relevant

4.9.6 - Civil unrest

Previous answer Cycle 2 (27/07/2011):

- Not relevant

Relevant

✕ Not relevant

4.9.7 - Please comment as necessary on how the factors selected as relevant in 4.9 are affecting the property either negatively or positively

The factors in Question 4.9 are mostly not related to Ha Long Bay heritage, except illegal activities and intentional destruction of the heritage that have negative impacts on the Heritage area - these are a potential impact with a downtrend.

4.10. Climate change and severe weather events










4.10.1 - Storms

Previous answer Cycle 2 (27/07/2011):

- Not relevant

✕ Relevant

Not relevant

	Impact		Origin		Trend of impact		
Impact	 Current	 Potential	 Inside	 Outside	 Decreasing	 Stable	 Increasing
 Positive							
 Negative ✕		✕	✕	✕		→	









4.10.2 - Flooding

Previous answer Cycle 2 (27/07/2011):

- Not relevant

✕ Relevant

Not relevant

	Impact		Origin		Trend of impact		
Impact	 Current	 Potential	 Inside	 Outside	 Decreasing	 Stable	 Increasing
 Positive							
 Negative ✕		✕	✕	✕		→	

4.10.3 - Drought

Previous answer Cycle 2 (27/07/2011):

- Not relevant

Relevant

✕ Not relevant

4.10.4 - Desertification

Previous answer Cycle 2 (27/07/2011):

- Not relevant

Relevant

✕ Not relevant

4.10.5 - Changes to oceanic waters

Previous answer Cycle 2 (27/07/2011):

- Not relevant

Relevant

✕ Not relevant

4.10.6 - Temperature change

Previous answer Cycle 2 (27/07/2011):

- Not relevant

Relevant

✕ Not relevant

4.10.7 - Other climate change impacts

Previous answer Cycle 2 (27/07/2011):

- Not relevant

✕ Relevant				Not relevant			
	Impact		Origin		Trend of impact		
Impact	🔥 Current	🔥 Potential	🌐 Inside	🌐 Outside	↘ Decreasing	→ Stable	↗ Increasing
🟢 Positive							
🔴 Negative ✕		✕	✕	✕			↗

4.10.8 - Please comment as necessary on how the factors selected as relevant in 4.10 are affecting the property either negatively or positively

Some factors in Question 4.10 have potentially negative impacts on the heritage values, its origin is mainly from nature.

4.11. Sudden ecological or geological events

4.11.1 - Volcanic eruption

Previous answer Cycle 2 (27/07/2011):

- Not relevant

Relevant	✕ Not relevant
----------	----------------

4.11.2 - Earthquake

Previous answer Cycle 2 (27/07/2011):

- Not relevant

Relevant	✕ Not relevant
----------	----------------

4.11.3 - Tsunami/Tidal wave

Previous answer Cycle 2 (27/07/2011):

- Not relevant

Relevant	✕ Not relevant
----------	----------------

4.11.4 - Avalanche/Landslide

Previous answer Cycle 2 (27/07/2011):

- Not relevant

Relevant	✕ Not relevant
----------	----------------

4.11.5 - Erosion and siltation/Deposition

Previous answer Cycle 2 (27/07/2011):

- Relevant, Negative, Potential, Inside, Outside

✕ Relevant				Not relevant			
	Impact		Origin		Trend of impact		
Impact	🔥 Current	🔥 Potential	🌐 Inside	🌐 Outside	↘ Decreasing	→ Stable	↗ Increasing
🟢 Positive							
🔴 Negative ✕	✕	✕		✕		→	

4.11.6 - Fire (wildfire)

Previous answer Cycle 2 (27/07/2011):

- Not relevant

Relevant	✕ Not relevant
----------	----------------

4.11.7 - Please comment as necessary on how the factors selected as relevant in 4.11 are affecting the property either negatively or positively

Most of the factors in Question 4.11 are not related to the heritage, only siltation/Deposition factors potentially negatively impacts on the heritage value and the trend is stable.

4.12. Invasive/alien species or hyper-abundant species

4.12.1 - Translocated species

Previous answer Cycle 2 (27/07/2011):

- Not relevant

Relevant	✕ Not relevant
----------	----------------

4.12.2 - Invasive/Alien terrestrial species

Previous answer Cycle 2 (27/07/2011):

- Not relevant

Relevant	✕ Not relevant
----------	----------------

4.12.3 - Invasive/Alien freshwater species

Previous answer Cycle 2 (27/07/2011):

- Not relevant

Relevant	✕ Not relevant
----------	----------------

4.12.4 - Invasive/Alien marine species

Previous answer Cycle 2 (27/07/2011):

- Not relevant

Relevant	✕ Not relevant
----------	----------------

4.12.5 - Hyper-abundant species

Previous answer Cycle 2 (27/07/2011):

- Not relevant

Relevant	✕ Not relevant
----------	----------------

4.12.6 - Modified genetic material

Previous answer Cycle 2 (27/07/2011):

- Not relevant

Relevant	✕ Not relevant
----------	----------------











4.12.7 - Please comment as necessary on how the factors selected as relevant in 4.12 are affecting the property either negatively or positively

There are no invasive/alien species or hyper-abundant species in the site.

4.13. Management and institutional factors











4.13.1 - Management system/Management plan

✕ Relevant	Not relevant
------------	--------------

	Impact		Origin		Trend of impact		
Impact	 Current	 Potential	 Inside	 Outside	 Decreasing	 Stable	 Increasing
 Positive ✕	✕	✕	✕	✕			
 Negative							











4.13.2 - Legal framework

✕ Relevant	Not relevant
------------	--------------

	Impact		Origin		Trend of impact		
Impact	 Current	 Potential	 Inside	 Outside	 Decreasing	 Stable	 Increasing
 Positive ✕	✕		✕	✕			
 Negative							

4.13.3 - Governance

✕ Relevant	Not relevant
------------	--------------

	Impact		Origin		Trend of impact		
Impact	 Current	 Potential	 Inside	 Outside	 Decreasing	 Stable	 Increasing
 Positive ✕	✕		✕	✕			
 Negative							

4.13.4 - Management activities

Previous answer Cycle 2 (27/07/2011):

- Relevant, Positive, Current, Inside, Outside

✕ Relevant				Not relevant			
	Impact		Origin		Trend of impact		
Impact	🔥 Current	🔥 Potential	📍 Inside	📍 Outside	↘ Decreasing	→ Stable	↗ Increasing
➕ Positive ✕	✕		✕	✕			↗
➖ Negative							

4.13.5 - Financial resources

✕ Relevant				Not relevant			
	Impact		Origin		Trend of impact		
Impact	🔥 Current	🔥 Potential	📍 Inside	📍 Outside	↘ Decreasing	→ Stable	↗ Increasing
➕ Positive ✕	✕		✕	✕		→	
➖ Negative							

4.13.6 - Human resources

✕ Relevant				Not relevant			
	Impact		Origin		Trend of impact		
Impact	🔥 Current	🔥 Potential	📍 Inside	📍 Outside	↘ Decreasing	→ Stable	↗ Increasing
➕ Positive ✕	✕		✕	✕			↗
➖ Negative							

4.13.7 - Low impact research/monitoring activities

Previous answer Cycle 2 (27/07/2011):

- Relevant, Positive, Current, Inside, Outside

✕ Relevant				Not relevant			
	Impact		Origin		Trend of impact		
Impact	🔥 Current	🔥 Potential	📍 Inside	📍 Outside	↘ Decreasing	→ Stable	↗ Increasing
➕ Positive ✕	✕		✕	✕		→	
➖ Negative							

4.13.8 - High impact research/monitoring activities

Previous answer Cycle 2 (27/07/2011):

- Not relevant

Relevant	✕ Not relevant
----------	----------------

4.13.9 - Please comment as necessary on how the factors selected as relevant in 4.13 are affecting the property either negatively or positively

Management and institutional factors have positive effects to the site. These factors are implemented synchronously, including the legal framework, governance, management, finance, and human resources, contributing to the effective management of Ha Long Bay Heritage site.

4.14. Other factor(s)

4.14.1 - Other factor(s)












































































































No

4.15. Factors Summary Table

4.15.1 - Factors Summary Table

Name	Impact	Origin	Trend
4.1 Buildings and Development			
4.1.1 Housing			

4.1.2 Commercial development						
4.1.3 Industrial areas						
4.1.4 Major visitor accommodation and associated infrastructure						
4.1.5 Interpretative and visitation facilities						
4.2 Transportation Infrastructure						
4.2.1 Ground transport infrastructure						
4.2.4 Marine transport infrastructure						
4.2.5 Effects arising from use of transportation infrastructure						
4.3 Services Infrastructures						
4.3.3 Non-renewable energy facilities						
4.3.4 Localised utilities						
4.3.5 Major linear utilities						
4.4 Pollution						
4.4.1 Pollution of marine waters						
4.4.4 Air pollution						
4.4.5 Solid waste						
4.5 Biological resource use/modification						
4.5.1 Fishing/collecting aquatic resources						
4.5.2 Aquaculture						
4.6 Physical resource extraction						
4.6.1 Mining						
4.8 Social/Cultural uses of heritage						
4.8.1 Ritual/Spiritual/Religious and associative uses						
4.8.2 Society's valuing of heritage						

4.8.3 Indigenous hunting, gathering and collecting						
						
4.8.4 Changes in traditional ways of life and knowledge system						
						
4.8.5 Identity, social cohesion, changes in local population and community						
						
4.8.6 Impacts of tourism/Visitation/Recreation						
						
4.9 Other human activities						
4.9.1 Illegal activities						
						
4.9.2 Deliberate destruction of heritage						
						
4.10 Climate change and severe weather events						
4.10.1 Storms						
						
4.10.2 Flooding						
						
4.10.7 Other climate change impacts						
						
4.11 Sudden ecological or geological events						
4.11.5 Erosion and siltation/Deposition						
						
4.13 Management and institutional factors						
4.13.1 Management system/Management plan						
4.13.2 Legal framework						
4.13.3 Governance						
4.13.4 Management activities						
4.13.5 Financial resources						
4.13.6 Human resources						
4.13.7 Low impact research/monitoring activities						
Legend  Current  Potential  Negative  Positive  Inside  Outside						

4.16. Assessment of current and potential positive and negative factors

4.16.1 - Assessment of current and potential negative and positive factors

4.1 Buildings and Development

Name	Impact			Origin		Trend
4.1.1 Housing						

Spatial scale - Area affected by the factor

☒

Restricted

☐Localised

☐Extensive

☐Widespread

Temporal scale - Occurence of the impact

☒

One off or rare

☐Intermittent or sporadic

☐Frequent

☐On-going

Impact - Impact on the attributes

☒

Insignificant

☐Minor

☐Significant

☐Major

Management response - Capacity of management to respond

☒

High capacity

☐Medium capacity

☐Low capacity

☐No capacity and / or resources

Trend - Development over the last 6 years

☐Decreasing

☐Static

☒Increasing

Name	Impact			Origin		Trend
4.1.2 Commercial development						

Spatial scale - Area affected by the factor

☒

Restricted





☐Localised

☐Extensive

☐Widespread











Temporal scale - Occurence of the impact

✕	One off or rare
	Intermittent or sporadic
	Frequent
	On-going
Impact - Impact on the attributes	
✕	Insignificant
	Minor
	Significant
	Major
Management response - Capacity of management to respond	
✕	High capacity
	Medium capacity
	Low capacity
	No capacity and / or resources
Trend - Development over the last 6 years	
	Decreasing
	Static
✕	Increasing

Name	Impact			Origin		Trend
4.1.3 Industrial areas						
						

Spatial scale - Area affected by the factor	
✕	Restricted
	Localised
	Extensive
	Widespread
Temporal scale - Occurrence of the impact	
✕	One off or rare
	Intermittent or sporadic
	Frequent
	On-going
Impact - Impact on the attributes	
✕	Insignificant
	Minor
	Significant
	Major
Management response - Capacity of management to respond	
✕	High capacity
	Medium capacity
	Low capacity
	No capacity and / or resources

Trend - Development over the last 6 years	
	Decreasing
✕	Static
	Increasing

Name	Impact			Origin		Trend
4.1.4 Major visitor accommodation and associated infrastructure						
						





Spatial scale - Area affected by the factor	
	Restricted
✕	Localised
	Extensive
	Widespread

Temporal scale - Occurrence of the impact	
	One off or rare
✕	Intermittent or sporadic
	Frequent
	On-going

Impact - Impact on the attributes	
	Insignificant
✕	Minor
	Significant
	Major

Management response - Capacity of management to respond	
✕	High capacity
	Medium capacity
	Low capacity
	No capacity and / or resources

Trend - Development over the last 6 years	
	Decreasing
	Static
✕	Increasing




Name	Impact			Origin		Trend
4.1.5 Interpretative and visitation facilities						

Spatial scale - Area affected by the factor	
	Restricted
	Localised
✕	Extensive
	Widespread

Temporal scale - Occurrence of the impact	
---	--










	One off or rare
	Intermittent or sporadic
✕	Frequent
	On-going
Impact - Impact on the attributes	
	Insignificant
	Minor
✕	Significant
	Major
Management response - Capacity of management to respond	
✕	High capacity
	Medium capacity
	Low capacity
	No capacity and / or resources
Trend - Development over the last 6 years	
	Decreasing
	Static
✕	Increasing

4.2 Transportation Infrastructure

Name	Impact			Origin	Trend
4.2.1 Ground transport infrastructure					

Spatial scale - Area affected by the factor	
✕	Restricted
	Localised
	Extensive
	Widespread
Temporal scale - Occurrence of the impact	
✕	One off or rare
	Intermittent or sporadic
	Frequent
	On-going
Impact - Impact on the attributes	
✕	Insignificant
	Minor
	Significant
	Major
Management response - Capacity of management to respond	
✕	High capacity
	Medium capacity
	Low capacity

	No capacity and / or resources
Trend - Development over the last 6 years	
	Decreasing
	Static
✕	Increasing

Name	Impact	Origin	Trend
4.2.4 Marine transport infrastructure	 	 	
	 	 	

Spatial scale - Area affected by the factor

✕	Restricted
	Localised
	Extensive
	Widespread

Temporal scale - Occurrence of the impact

	One off or rare
✕	Intermittent or sporadic
	Frequent
	On-going

Impact - Impact on the attributes






	Insignificant
✕	Minor
	Significant
	Major

Management response - Capacity of management to respond

✕	High capacity
	Medium capacity
	Low capacity
	No capacity and / or resources

Trend - Development over the last 6 years

	Decreasing
✕	Static
	Increasing





Name	Impact	Origin	Trend
4.2.5 Effects arising from use of transportation infrastructure			
	 	 	

Spatial scale - Area affected by the factor

✕	Restricted
	Localised
	Extensive
	Widespread






Temporal scale - Occurrence of the impact	
	One off or rare
✕	Intermittent or sporadic
	Frequent
	On-going
Impact - Impact on the attributes	
✕	Insignificant
	Minor
	Significant
	Major
Management response - Capacity of management to respond	
✕	High capacity
	Medium capacity
	Low capacity
	No capacity and / or resources
Trend - Development over the last 6 years	
	Decreasing
✕	Static
	Increasing

4.3 Services Infrastructures

Name	Impact			Origin		Trend
4.3.3 Non-renewable energy facilities						
						

Spatial scale - Area affected by the factor	
✕	Restricted
	Localised
	Extensive
	Widespread
Temporal scale - Occurrence of the impact	
✕	One off or rare
	Intermittent or sporadic
	Frequent
	On-going
Impact - Impact on the attributes	
✕	Insignificant
	Minor
	Significant
	Major
Management response - Capacity of management to respond	
✕	High capacity
	Medium capacity

	Low capacity
	No capacity and / or resources
Trend - Development over the last 6 years	
	Decreasing
✕	Static
	Increasing

Name	Impact	Origin	Trend
4.3.4 Localised utilities	 	 	




Spatial scale - Area affected by the factor	
	Restricted
✕	Localised
	Extensive
	Widespread

Temporal scale - Occurrence of the impact	
	One off or rare
✕	Intermittent or sporadic
	Frequent
	On-going

Impact - Impact on the attributes	
	Insignificant
✕	Minor
	Significant
	Major

Management response - Capacity of management to respond	
✕	High capacity
	Medium capacity
	Low capacity
	No capacity and / or resources





Trend - Development over the last 6 years	
	Decreasing
	Static
✕	Increasing

Name	Impact	Origin	Trend
4.3.5 Major linear utilities	 		

Spatial scale - Area affected by the factor	
	Restricted
✕	Localised
	Extensive





	Widespread
Temporal scale - Occurrence of the impact	
	One off or rare
✕	Intermittent or sporadic
	Frequent
	On-going
Impact - Impact on the attributes	
	Insignificant
✕	Minor
	Significant
	Major
Management response - Capacity of management to respond	
✕	High capacity
	Medium capacity
	Low capacity
	No capacity and / or resources
Trend - Development over the last 6 years	
	Decreasing
	Static
✕	Increasing

4.4 Pollution

Name	Impact	Origin	Trend
4.4.1 Pollution of marine waters			
	  	 	

Spatial scale - Area affected by the factor	
✕	Restricted
	Localised
	Extensive
	Widespread
Temporal scale - Occurrence of the impact	
	One off or rare
✕	Intermittent or sporadic
	Frequent
	On-going
Impact - Impact on the attributes	
	Insignificant
✕	Minor
	Significant
	Major
Management response - Capacity of management to respond	
✕	High capacity

	Medium capacity
	Low capacity
	No capacity and / or resources
Trend - Development over the last 6 years	
✕	Decreasing
	Static
	Increasing

Name	Impact	Origin	Trend
4.4.4 Air pollution			
			 






Spatial scale - Area affected by the factor	
✕	Restricted
	Localised
	Extensive
	Widespread

Temporal scale - Occurrence of the impact	
✕	One off or rare
	Intermittent or sporadic
	Frequent
	On-going

Impact - Impact on the attributes	
✕	Insignificant
	Minor
	Significant
	Major

Management response - Capacity of management to respond	
✕	High capacity
	Medium capacity
	Low capacity
	No capacity and / or resources

Trend - Development over the last 6 years	
✕	Decreasing
	Static
	Increasing

Name	Impact			Origin		Trend
4.4.5 Solid waste						
						

Spatial scale - Area affected by the factor	
✕	Restricted
	Localised








	Extensive
	Widespread
Temporal scale - Occurrence of the impact	
	One off or rare
✕	Intermittent or sporadic
	Frequent
	On-going
Impact - Impact on the attributes	
✕	Insignificant
	Minor
	Significant
	Major
Management response - Capacity of management to respond	
✕	High capacity
	Medium capacity
	Low capacity
	No capacity and / or resources
Trend - Development over the last 6 years	
✕	Decreasing
	Static
	Increasing

4.5 Biological resource use/modification

Name	Impact			Origin		Trend
4.5.1 Fishing/collecting aquatic resources						





Spatial scale - Area affected by the factor	
✕	Restricted
	Localised
	Extensive
	Widespread
Temporal scale - Occurrence of the impact	
	One off or rare
✕	Intermittent or sporadic
	Frequent
	On-going
Impact - Impact on the attributes	
	Insignificant
✕	Minor
	Significant
	Major
Management response - Capacity of management to respond	

✕	High capacity
	Medium capacity
	Low capacity
	No capacity and / or resources
Trend - Development over the last 6 years	
	Decreasing
✕	Static
	Increasing

Name	Impact	Origin	Trend
4.5.2 Aquaculture	 		
	 		

Spatial scale - Area affected by the factor	
✕	Restricted
	Localised
	Extensive
	Widespread
Temporal scale - Occurrence of the impact	
	One off or rare
✕	Intermittent or sporadic
	Frequent
	On-going
Impact - Impact on the attributes	
	Insignificant
✕	Minor
	Significant
	Major
Management response - Capacity of management to respond	
✕	High capacity
	Medium capacity
	Low capacity
	No capacity and / or resources
Trend - Development over the last 6 years	
	Decreasing
✕	Static
	Increasing

4.6 Physical resource extraction

Name	Impact	Origin	Trend
4.6.1 Mining			
	  		
Spatial scale - Area affected by the factor			




✕	Restricted
	Localised
	Extensive
	Widespread
Temporal scale - Occurrence of the impact	
	One off or rare
✕	Intermittent or sporadic
	Frequent
	On-going
Impact - Impact on the attributes	
✕	Insignificant
	Minor
	Significant
	Major
Management response - Capacity of management to respond	
✕	High capacity
	Medium capacity
	Low capacity
	No capacity and / or resources
Trend - Development over the last 6 years	
✕	Decreasing
	Static
	Increasing

4.8 Social/Cultural uses of heritage










Name	Impact	Origin	Trend
4.8.1 Ritual/Spiritual/Religious and associative uses	<div> <div>+</div> <div>✕</div> <div></div> </div>	<div> <div></div> <div>+</div> <div></div> </div>	<div> <div></div> <div>→</div> <div></div> </div>
	<div> <div></div> <div></div> <div></div> </div>	<div> <div></div> <div></div> <div></div> </div>	<div> <div></div> <div></div> <div></div> </div>

Spatial scale - Area affected by the factor	
✕	Restricted
	Localised
	Extensive
	Widespread
Temporal scale - Occurrence of the impact	
✕	One off or rare
	Intermittent or sporadic
	Frequent
	On-going
Impact - Impact on the attributes	
✕	Insignificant
	Minor
	Significant

	Major
Management response - Capacity of management to respond	
✕	High capacity
	Medium capacity
	Low capacity
	No capacity and / or resources
Trend - Development over the last 6 years	
	Decreasing
✕	Static
	Increasing

Name	Impact	Origin	Trend
4.8.2 Society's valuing of heritage	 	 	

Spatial scale - Area affected by the factor	
✕	Restricted
	Localised
	Extensive
	Widespread
Temporal scale - Occurrence of the impact	
	One off or rare
✕	Intermittent or sporadic
	Frequent
	On-going
Impact - Impact on the attributes	
✕	Insignificant
	Minor
	Significant
	Major
Management response - Capacity of management to respond	
✕	High capacity
	Medium capacity
	Low capacity
	No capacity and / or resources
Trend - Development over the last 6 years	
	Decreasing
✕	Static
	Increasing










Name	Impact	Origin	Trend
4.8.3 Indigenous hunting, gathering and collecting	 	 	
	 	 	

Spatial scale - Area affected by the factor	
<input checked="" type="checkbox"/>	Restricted
<input type="checkbox"/>	Localised
<input type="checkbox"/>	Extensive
<input type="checkbox"/>	Widespread
Temporal scale - Occurrence of the impact	
<input type="checkbox"/>	One off or rare
<input checked="" type="checkbox"/>	Intermittent or sporadic
<input type="checkbox"/>	Frequent
<input type="checkbox"/>	On-going
Impact - Impact on the attributes	
<input type="checkbox"/>	Insignificant
<input checked="" type="checkbox"/>	Minor
<input type="checkbox"/>	Significant
<input type="checkbox"/>	Major
Management response - Capacity of management to respond	
<input checked="" type="checkbox"/>	High capacity
<input type="checkbox"/>	Medium capacity
<input type="checkbox"/>	Low capacity
<input type="checkbox"/>	No capacity and / or resources
Trend - Development over the last 6 years	
<input type="checkbox"/>	Decreasing
<input checked="" type="checkbox"/>	Static
<input type="checkbox"/>	Increasing

Name	Impact			Origin		Trend
4.8.4 Changes in traditional ways of life and knowledge system						

Spatial scale - Area affected by the factor	
<input checked="" type="checkbox"/>	Restricted
<input type="checkbox"/>	Localised
<input type="checkbox"/>	Extensive
<input type="checkbox"/>	Widespread
Temporal scale - Occurrence of the impact	
<input type="checkbox"/>	One off or rare
<input checked="" type="checkbox"/>	Intermittent or sporadic
<input type="checkbox"/>	Frequent
<input type="checkbox"/>	On-going
Impact - Impact on the attributes	
<input type="checkbox"/>	Insignificant
<input checked="" type="checkbox"/>	Minor
<input type="checkbox"/>	Significant

	Major
Management response - Capacity of management to respond	
✕	High capacity
	Medium capacity
	Low capacity
	No capacity and / or resources
Trend - Development over the last 6 years	
	Decreasing
✕	Static
	Increasing








Name	Impact	Origin	Trend
4.8.5 Identity, social cohesion, changes in local population and community	 		
	 	 	

Spatial scale - Area affected by the factor	
✕	Restricted
	Localised
	Extensive
	Widespread

Temporal scale - Occurrence of the impact	
	One off or rare
✕	Intermittent or sporadic
	Frequent
	On-going



Impact - Impact on the attributes	
	Insignificant
✕	Minor
	Significant
	Major

Management response - Capacity of management to respond	
✕	High capacity
	Medium capacity
	Low capacity
	No capacity and / or resources
Trend - Development over the last 6 years	
	Decreasing
✕	Static
	Increasing

Name	Impact	Origin	Trend
4.8.6 Impacts of tourism/Visitation/Recreation	 	 	
	  		

Spatial scale - Area affected by the factor	
	Restricted
✕	Localised
	Extensive
	Widespread
Temporal scale - Occurrence of the impact	
	One off or rare
	Intermittent or sporadic
✕	Frequent
	On-going
Impact - Impact on the attributes	
	Insignificant
✕	Minor
	Significant
	Major
Management response - Capacity of management to respond	
✕	High capacity
	Medium capacity
	Low capacity
	No capacity and / or resources
Trend - Development over the last 6 years	
	Decreasing
✕	Static
	Increasing

4.9 Other human activities

Name	Impact			Origin		Trend
4.9.1 Illegal activities						
						

Spatial scale - Area affected by the factor	
✕	Restricted
	Localised
	Extensive
	Widespread
Temporal scale - Occurrence of the impact	
✕	One off or rare
	Intermittent or sporadic
	Frequent
	On-going
Impact - Impact on the attributes	
✕	Insignificant
	Minor

	Significant
	Major
Management response - Capacity of management to respond	
✕	High capacity
	Medium capacity
	Low capacity
	No capacity and / or resources
Trend - Development over the last 6 years	
✕	Decreasing
	Static
	Increasing

Name	Impact			Origin		Trend
4.9.2 Deliberate destruction of heritage						

Spatial scale - Area affected by the factor	
✕	Restricted
	Localised
	Extensive
	Widespread
Temporal scale - Occurrence of the impact	
✕	One off or rare
	Intermittent or sporadic
	Frequent
	On-going
Impact - Impact on the attributes	
✕	Insignificant
	Minor
	Significant
	Major
Management response - Capacity of management to respond	
✕	High capacity
	Medium capacity
	Low capacity
	No capacity and / or resources
Trend - Development over the last 6 years	
✕	Decreasing
	Static
	Increasing

4.10 Climate change and severe weather events

Name	Impact	Origin	Trend
------	--------	--------	-------

4.10.1 Storms							
Spatial scale - Area affected by the factor							
	Restricted						
✕	Localised						
	Extensive						
	Widespread						
Temporal scale - Occurrence of the impact							
	One off or rare						
✕	Intermittent or sporadic						
	Frequent						
	On-going						
Impact - Impact on the attributes							
✕	Insignificant						
	Minor						
	Significant						
	Major						
Management response - Capacity of management to respond							
✕	High capacity						
	Medium capacity						
	Low capacity						
	No capacity and / or resources						
Trend - Development over the last 6 years							
	Decreasing						
✕	Static						
	Increasing						

Name	Impact	Origin	Trend
4.10.2 Flooding			

Spatial scale - Area affected by the factor	
✕	Restricted
	Localised
	Extensive
	Widespread
Temporal scale - Occurrence of the impact	
	One off or rare
✕	Intermittent or sporadic
	Frequent
	On-going
Impact - Impact on the attributes	
✕	Insignificant

	Minor
	Significant
	Major
Management response - Capacity of management to respond	
✕	High capacity
	Medium capacity
	Low capacity
	No capacity and / or resources
Trend - Development over the last 6 years	
	Decreasing
✕	Static
	Increasing

Name	Impact			Origin		Trend
4.10.7 Other climate change impacts						

Spatial scale - Area affected by the factor	
	Restricted
✕	Localised
	Extensive
	Widespread
Temporal scale - Occurrence of the impact	
✕	One off or rare
	Intermittent or sporadic
	Frequent
	On-going
Impact - Impact on the attributes	
	Insignificant
✕	Minor
	Significant
	Major
Management response - Capacity of management to respond	
✕	High capacity
	Medium capacity
	Low capacity
	No capacity and / or resources
Trend - Development over the last 6 years	
	Decreasing
	Static
✕	Increasing





4.11 Sudden ecological or geological events

Name		Impact			Origin		Trend
4.11.5 Erosion and siltation/Deposition							
Spatial scale - Area affected by the factor							
<input checked="" type="checkbox"/>	Restricted						
<input type="checkbox"/>	Localised						
<input type="checkbox"/>	Extensive						
<input type="checkbox"/>	Widespread						
Temporal scale - Occurrence of the impact							
<input type="checkbox"/>	One off or rare						
<input type="checkbox"/>	Intermittent or sporadic						
<input checked="" type="checkbox"/>	Frequent						
<input type="checkbox"/>	On-going						
Impact - Impact on the attributes							
<input checked="" type="checkbox"/>	Insignificant						
<input type="checkbox"/>	Minor						
<input type="checkbox"/>	Significant						
<input type="checkbox"/>	Major						
Management response - Capacity of management to respond							
<input checked="" type="checkbox"/>	High capacity						
<input type="checkbox"/>	Medium capacity						
<input type="checkbox"/>	Low capacity						
<input type="checkbox"/>	No capacity and / or resources						
Trend - Development over the last 6 years							
<input type="checkbox"/>	Decreasing						
<input checked="" type="checkbox"/>	Static						
<input type="checkbox"/>	Increasing						






4.13 Management and institutional factors

Name		Impact			Origin		Trend
4.13.1 Management system/Management plan							
Spatial scale - Area affected by the factor							
<input type="checkbox"/>	Restricted						
<input type="checkbox"/>	Localised						
<input type="checkbox"/>	Extensive						
<input checked="" type="checkbox"/>	Widespread						
Temporal scale - Occurrence of the impact							
<input type="checkbox"/>	One off or rare						
<input type="checkbox"/>	Intermittent or sporadic						
<input type="checkbox"/>	Frequent						
<input checked="" type="checkbox"/>	On-going						

Impact - Impact on the attributes	
	Insignificant
	Minor
✕	Significant
	Major
Management response - Capacity of management to respond	
✕	High capacity
	Medium capacity
	Low capacity
	No capacity and / or resources
Trend - Development over the last 6 years	
	Decreasing
	Static
✕	Increasing

Name	Impact			Origin		Trend
4.13.2 Legal framework						

Spatial scale - Area affected by the factor	
	Restricted
	Localised
	Extensive
✕	Widespread
Temporal scale - Occurrence of the impact	
	One off or rare
	Intermittent or sporadic
	Frequent
✕	On-going
Impact - Impact on the attributes	
	Insignificant
	Minor
✕	Significant
	Major
Management response - Capacity of management to respond	
✕	High capacity
	Medium capacity
	Low capacity
	No capacity and / or resources
Trend - Development over the last 6 years	
	Decreasing
	Static
✕	Increasing

Name	Impact	Origin	Trend
4.13.3 Governance	 	 	

Spatial scale - Area affected by the factor

	Restricted
	Localised
	Extensive
✕	Widespread

Temporal scale - Occurrence of the impact

	One off or rare
	Intermittent or sporadic
	Frequent
✕	On-going

Impact - Impact on the attributes






	Insignificant
	Minor
✕	Significant
	Major

Management response - Capacity of management to respond

✕	High capacity
	Medium capacity
	Low capacity
	No capacity and / or resources

Trend - Development over the last 6 years

	Decreasing
	Static
✕	Increasing

Name	Impact	Origin	Trend
4.13.4 Management activities	 	 	





Spatial scale - Area affected by the factor

	Restricted
	Localised
	Extensive
✕	Widespread

Temporal scale - Occurrence of the impact

	One off or rare
	Intermittent or sporadic
	Frequent
✕	On-going

Impact - Impact on the attributes	
	Insignificant
	Minor
✕	Significant
	Major
Management response - Capacity of management to respond	
✕	High capacity
	Medium capacity
	Low capacity
	No capacity and / or resources
Trend - Development over the last 6 years	
	Decreasing
	Static
✕	Increasing

Name	Impact			Origin		Trend
4.13.5 Financial resources						






Spatial scale - Area affected by the factor	
	Restricted
	Localised
	Extensive
✕	Widespread

Temporal scale - Occurrence of the impact	
	One off or rare
	Intermittent or sporadic
	Frequent
✕	On-going

Impact - Impact on the attributes	
	Insignificant
	Minor
✕	Significant
	Major

Management response - Capacity of management to respond	
✕	High capacity
	Medium capacity
	Low capacity
	No capacity and / or resources

Trend - Development over the last 6 years	
	Decreasing
✕	Static
	Increasing

Name	Impact	Origin	Trend
4.13.6 Human resources	 	 	

Spatial scale - Area affected by the factor

	Restricted
	Localised
	Extensive
✕	Widespread

Temporal scale - Occurrence of the impact

	One off or rare
	Intermittent or sporadic
	Frequent
✕	On-going

Impact - Impact on the attributes





	Insignificant
	Minor
✕	Significant
	Major

Management response - Capacity of management to respond

✕	High capacity
	Medium capacity
	Low capacity
	No capacity and / or resources

Trend - Development over the last 6 years

	Decreasing
	Static
✕	Increasing

Name	Impact	Origin	Trend
4.13.7 Low impact research/monitoring activities	 	 	

Spatial scale - Area affected by the factor

	Restricted
✕	Localised
	Extensive
	Widespread

Temporal scale - Occurrence of the impact

	One off or rare
	Intermittent or sporadic
	Frequent
✕	On-going

Impact - Impact on the attributes	
	Insignificant
	Minor
X	Significant
	Major
Management response - Capacity of management to respond	
X	High capacity
	Medium capacity
	Low capacity
	No capacity and / or resources
Trend - Development over the last 6 years	
	Decreasing
X	Static
	Increasing

4.17. Serial inscriptions (national or transnational)

4.17.1 - If your property is a serial inscription (national or transnational) please identify which components of the property are impacted by each factor

No

4.18. Prediction of the state of conservation at next cycle of Periodic Reporting.

4.18.1 - Please predict what the state of conservation of each attribute will be approximately 6 years from now (at the time of the next cycle of Periodic Reporting)

	Attribute	Preserved	Compromised	Seriously compromised	Lost
4.18.1.1	775 limestone islands of the areas of Fengcong and Fenglin karst invaded by the sea	X			
4.18.1.2	Cave system	X			
4.18.1.3	Sea lakes (tung-ang system)	X			
4.18.1.4	Natural sandbeaches	X			
4.18.1.5	unspoiled natural scape	X			

5. Protection and Management of the Property

5.1. Boundaries and Buffer Zones

5.1.1 - Are the boundaries of the World Heritage property adequate to maintain the property's Outstanding Universal Value?

The boundaries are **adequate to maintain** the property's Outstanding Universal Value

5.1.2 - Are the boundaries of the World Heritage property known and recognised?

The boundaries **are known by both** the management authority and local communities/landowners

5.1.3 - Are the buffer zone(s) of the World Heritage property adequate to maintain the property's Outstanding Universal Value?

The buffer zones are **adequate** to maintain the property's Outstanding Universal Value

5.1.4 - Are the boundaries of the buffer zones known and recognised?

The buffer zones of the World Heritage property **are known and recognised by both** the management authority and local communities/landowners

5.1.5 - Comments, conclusions and/or recommendations related to boundaries and buffer zones of the World Heritage property

The buffer zone of the Ha Long Bay World Heritage Site is identified and it has clear boundaries. This buffer zone area is suitable to protect OUVs of the site. The buffer zone of the site is well known to all stakeholders and the local community.

5.2. Protective Measures

5.2.1 - Protective designation (legal, regulatory, contractual, planning, institutional and/or traditional).

The legal instruments and legislative framework that currently exists to support the management of Ha Long Bay include:

- The International Convention on Preserving Natural Heritage Sites and the World's Cultures.
- Regulations on the protection and use of historical remains, the culture and landscape of 25th April, 1984.
- The Environmental Protection Law, December 1993, and its associated regulation.

- Provisional Management Regulation for Ha Long Bay (in conjunction with Decision 2522 of November 1995): regulatory document. Quang Ninh Provincial People's Committee.
- "On the Establishment of the Management Department of Ha Long Bay": decision document (no: 2796 QD/UB, December 9th, 1995). Quang Ninh Provincial People's Committee.
- Ministry of Science, Technology and Environment, 19th December, 1996: circular guidance letter about the protection of Ha Long Bay.
- "On the regulation of the function, tasks and organisation of the Management Department of Ha Long Bay ": decision document (no: 419 QD/UB, March 2nd, 1999). Quang Ninh Provincial People's Committee
- Cultural Heritage Law 2001 (amended in 2009);
- the Bio-Diversity Law; the Tourism Law 2005;
- the Fishery Law 2003;
- National Water Way Transport 2004

In addition, there are several specific plans dealing with environmental protection, tourism development and management and conservation planning. These include:

- Master plan on conservation, management and development of Ha Long Bay's values to the year of 2020;
- Comprehensive Management Plan for Ha Long Bay World Heritage Site for the period of 2010 - 2015;
- Regulation on management of Ha Long Bay 1997 (amended in 2007);
- Decision N02390/Q -UBND dated 09/7/2007 by Quang Ninh Provincial People's Committee on "regulating functions, tasks, authority and organizational structure of Ha Long Bay Management Board".

Source: Periodic Reporting Cycle 2

Comment

None

5.2.2 - Please list any legislation and other measures (regulatory -including spatial planning- contractual, institutional or traditional) not included in 5.2.1 and indicate the category

2015 / Environment protection Law / National Law / No / No / No / No / 2017 /
Tourism Law / National Law / No / No / No / No / 2017 / Decree No.109/2017/ND-CP dated September 21, 2017 of the Government regulated the protection and management of natural and cultural heritage in Vietnam /
Government's Decree / No / No / No / No / 2018 / Decree No. 166/2018/ND-CP dated December 25, 2018 of the Government regulated competence, sequence and procedures for making, evaluating and approving planning and projects for preservation, restoration and rehabilitation historical - cultural relics, scenic area / Government's Decree /
No / No / No / No / 2014 / Environmental Planning of Ha Long Bay to 2020, vision to 2030 (approved in Decision No.1798/QD-UBND dated August 18, 2014 of the People's Committee of Quang Ninh Province / Provincial Master plan / No /
No / No / No / 2015 / Planning for conservation and promotion of Ha Long Bay World Heritage values until 2020 (approved in Decision No.1139/QD-UBND dated June 29, 2015 of Quang Ninh Provincial People's Committee). / Provincial Planning / yes / No /
No / No / 2016 / Decision No. 998/QD-UBND dated April 1, 2016 of Quang Ninh People's Committee on approving the plan to improve the quality and the management of the tourism boats fleet operating in Ha Long Bay, Bai Tu Long Bay until 2020; / Provincial Decision / No / No / No /
No / 2017 / Decision No.4768/QD-UBND dated December 7, 2017 of Quang Ninh People's Committee on defining the functions, tasks, powers and organizational structure of the Ha Long Bay Management Department / Provincial Decision / No / No / No / No /
2017 / Decision No.2633/QD-UBND dated July 7, 2017 of Quang Ninh People's Committee on approving the Ha Long Bay World Natural Heritage Management Plan for the period of 2017-2021 / Provincial Decision / No / No / No / No / 2019 /
Regulation on management, protection and promotion the value of Ha Long Bay World Natural Heritage (Issued together with the Decision No.06/2019/Q -UBND dated January 29, 2019 of Quang Ninh People's Committee). / Provincial Regulation / No / No / No / No / 2017 / Temporary regulations on the management of small boats operating tourism services on Ha Long Bay (Issued with Decision No. 6196/Q -UBND dated May 31, 2017 of the Ha Long City People's Committee). /
Provincial Regulation / No / No / No / No / 2018 / Notice No. 554/TB-UBND dated September 17, 2018 of Ha Long City People's Committee for "Not implementing fishing activities in Ha Long Bay World Heritage Site / City's Notice to implementation /
No / No / No / No / Annual / Contracts for mooring, returning, docking, picking-up and dropping off visitors; Contract for kayaking and bamboo boat services on Ha Long Bay; Contract for exploration cruises on Ha Long Bay (including Bai Tu Long Bay) between Halong Bay Management Department and organizations and individuals owning cruise ships, kayaking, bamboo boat services and yacht activities / Contact between Ha Long Bay Management Department and tourist boat companies to obey regulations on service activities in Ha Long Bay / No /
No / No / No / 2020 / The establishment of a special-use forest of Ha Long Bay area to protect the landscape of Ha Long Bay, Quang Ninh province. / Provincial Decision / Zoning to protect mangroves and forests on limestone islands of Ha Long Bay site. / No /
No / No / 2020 / Approval of the strategy on management and development of marine and island tourism products of Ha Long Bay - Bai Tu Long Bay - Van Don district - Co To district, Quang Ninh province / Provincial Decision / Connecting tourism areas in surroundings of Ha Long Bay, including Bai Tu Long Bay - Van Don district - Co To district / No / No /
No / 2021 / Management plan of Ha Long Bay Natural World Heritage Site in period of 2021 - 2025, with a vision to 2040 / Provincial Decision / Solutions in the management of Ha Long Bay site / No / No / No /

5.2.3 - Is the legal framework (i.e. legislation and/or regulation including spatial planning) adequate for maintaining the Outstanding Universal Value including conditions of Integrity and/or Authenticity of the property?

The **legal framework** for maintaining of the Outstanding Universal Value including conditions of Authenticity and/or Integrity of the World Heritage property provides an **adequate basis for effective management and protection**

5.2.4 - Is the legal framework (i.e. legislation and/or regulation) adequate in the buffer zone for maintaining the Outstanding Universal Value including conditions of Integrity and/or Authenticity of the property?

The **legal framework** in the buffer zone for the maintenance of the Outstanding Universal Value including conditions of Authenticity and/or Integrity of the World Heritage property provides an **adequate basis for effective management and protection**

5.2.5 - Is the legal framework (i.e. legislation and/or regulation) in the broader setting of the World Heritage property adequate for maintaining the Outstanding Universal Value including conditions of Integrity and/or Authenticity of the property?

The **legal framework** for the broader setting of the World Heritage property provides an **adequate basis** for effective management and protection of the property, contributing to the maintenance of its Outstanding Universal Value including conditions of Authenticity and/or Integrity

5.2.6 - Can the legal framework (i.e. legislation and/or regulation) be enforced?

There is **adequate capacity/resources** to enforce legislation and/or regulation in the World Heritage property

5.2.7 - Please provide a short summary of how the legislation, including spatial planning and other regulation, works in practice

The legal regulations are implemented and applied in all social - economic activities of the Ha Long Bay heritage site. At the same time, there is a legal framework that is suitable for the heritage site, the buffer zone, and surrounding areas of the heritage site.

5.2.8 - Comments, conclusions and/or recommendations about the information related to the measures taken to protect the World Heritage property

The legal policies system relating to the management and conservation of Ha Long Bay in the Heritage area, the buffer zone, surrounding area and the larger area has been fully developed, suitable and effectively implemented to preserve the values and integrity of the site.

5.3. Management System/Management Plan

5.3.1 - Please check the box which most closely match the character of the governance and management system of the property

Public management system joint national/ local

If 'Other', please specify


5.3.2 - Management System: Please indicate which of the various management tools listed below are used to help protect the property.

<input type="checkbox"/>	A statutory Management Plan or zoning plan for the property.
<input type="checkbox"/>	Governance mechanisms that foster and respect traditional practices, knowledge and uses of the property
<input type="checkbox"/>	A framework for inclusive economic development, including equal access and distribution of resources and opportunities arising from the protection of the property
<input type="checkbox"/>	An integrated management plan combining World Heritage and any other designations
<input type="checkbox"/>	A management plan
<input type="checkbox"/>	An annual work plan or business plan
<input type="checkbox"/>	A disaster, climate or conflict risk management plan
<input type="checkbox"/>	A visitor/visitation management plan
<input type="checkbox"/>	An environmental management framework

5.3.3 - Please give a brief description of the management system currently in place at your property

The management and conservation of Ha Long Bay are managed and protected based on the 1972 International Convention and Vietnamese legislation. At the local level, Ha Long Bay is comprehensively managed through the Regulation on management, protection and promotion of the value of Ha Long Bay and related legal documents. Ha Long Bay Management Department, an agency under Quang Ninh Provincial People's Committee, directly manages and promotes the site in cooperation of related stakeholders.

5.3.4 - Management Documents

Title	Status	Available	Date	Link to source
The Study on Environmental Management for Ha Long Bay. Detailed Technical Study Outline Report, 03/1998	N/A	Available	1998	

Comment

-Planning of the conservation and promotion of the value of Ha Long Bay -The Management Plan of Ha Long Bay World Natural Heritage -Annual working plan of Ha Long Bay Management Department -Annual coordinated plans on inspection of violations between Ha Long Bay Management Department and Ha Long City People's Committee and relevant units -Annual Plan on prevention of natural disasters, fire and explosion, rescuing and dealing with oil spills -Planning for Ha Long Bay environment protection.

5.3.5 - Has any use been made of the 2011 Recommendation on the Historic Urban Landscape in developing policies and best practices for the protection of this property?

The 2011 Recommendation on the Historic Urban Landscape is **not relevant** to this property

5.3.6 - If the Historic Urban Landscape Recommendation has been used at this property, please describe briefly what has been done.

No

5.3.7 - Has any use been made of the Policy Document on the Impacts of Climate Change on World Heritage Properties at the property?

Some use has been made of the World Heritage Policy for Climate Change

5.3.8 - If the Climate Change policy has been used, please briefly describe what has been done along with any research on the impacts of Climate Change on the property:

Action plan to response to the impacts of the climate change and the sea level rise on the values of Ha Long Bay is developed. Put the content of the climate change response into the master plans, programs and plans for management and conservation of Ha Long Bay; Implement the project "Green Growth" to promote green growth in Quang Ninh province; Strengthen international cooperation in natural resource management, environmental protection, response to climate change and capacity enhancement.

5.3.9 - Has any use been made of the Strategy for Reducing Risks from Disasters at World Heritage Properties at the property ?

Some use has been made of the Strategy for Reducing Risks from Disasters at World Heritage Properties

5.3.10 - If the Strategy for Reducing Risks from Disasters at World Heritage Properties has been used, please briefly describe what has been done

- Annually, Ha Long Bay Management Department develops and implements plans for natural disaster prevention, fire and explosion, rescue, occupational safety and health and oil spill response. - Developed an action plan to respond to the impacts of climate change and sea level rise on the heritage values of Ha Long Bay and Bai Tu Long Bay for the period 2015-2020. - Annually, organize training courses to improve skills in response to natural disasters for managers, staffs and other organizations

5.3.11 - Rate the coordination between the various levels of administration (i.e. national/federal; regional/provincial/state; local/municipal etc.) involved in the management of the World Heritage property

There is **adequate coordination** between all bodies/levels involved in the management of the property

5.3.12 - Is the management system/plan adequate to maintain the property's Outstanding Universal Value?

The management system/plan is **fully adequate** to maintain the property's Outstanding Universal Value

5.3.13 - Is the management system being implemented?

The management system is being **fully implemented and monitored**

5.3.14 - Is there an annual work/action plan and is it being implemented?

An annual work/action plan **exists and all of its activities are being implemented and monitored**

5.3.15 - Does the management system include formal mechanisms and procedures that ensure participation and contribution of the following groups, living within or near the World Heritage property and/or buffer zone in management decisions that maintain the Outstanding Universal Value of the property?

		Not applicable	No mechanisms for participation	Some participation	Direct participation	Transformative participation in all relevant decision processes
5.3.15.1	Local communities				✗	
5.3.15.2	Local authorities				✗	
5.3.15.3	Landowners in the property and the buffer zone	✗				
5.3.15.4	Indigenous peoples				✗	
5.3.15.5	Women				✗	
5.3.15.6	Other specific groups	✗				
	If you selected, 'Other specific groups' please specify	local fishermen				

5.3.16 - Please rate the cooperation/relationship between the World Heritage property managers/coordinators/staff and the following groups

		Not applicable	Non-existent	Poor	Fair	Good
5.3.16.1	Local communities					✗
5.3.16.2	Local/Municipal authorities					✗
5.3.16.3	Indigenous peoples				✗	
5.3.16.4	Landowners	✗				
5.3.16.5	Women					✗
5.3.16.6	Youth/Children					✗
5.3.16.7	Researchers					✗
5.3.16.8	Local Visitors/Tourists					✗
5.3.16.9	National/International tourists					✗
5.3.16.10	Tourism Industry					✗
5.3.16.11	Local businesses and industries					✗
5.3.16.12	NGOs					✗
5.3.16.13	Other specific groups	✗				
	If you selected 'Other specific groups', please specify	Local fishermen				

5.3.17 - Please rate the extent to which the management system of your property contributes towards achieving the objectives of the World Heritage Committee's Policy for the Integration of a Sustainable Development Perspective into the Processes of the World Heritage Convention

		Not applicable	No contribution	Limited	Significant	Full achievement
5.3.17.1	The management system of the property contributes to gender equality				×	
5.3.17.2	The management system of the property provides ecosystem services/benefits to the local community (e.g. fresh air, water, food, medicinal plants)				×	
5.3.17.3	The management system of the property contributes to social inclusion and equity, improving opportunities for all, irrespective of age, sex, disability, ethnicity, origin, religion or economic or other status				×	
5.3.17.4	The management system of the property integrates a human rights-based approach				×	
5.3.17.5	The management system of the property contributes to fostering inclusive local economic development, and to enhancing livelihood				×	
5.3.17.6	The management system of the property contributes to conflict prevention, including respect for cultural diversity within and around the World Heritage property				×	

5.3.18 - Please provide further details on the ratings of the management system given in the table above

- The Ha Long Bay Heritage Management System works effectively in protecting the marine ecology and providing a rich source of seafood. - Adequate policies in developing and implementing solutions to develop sustainable tourism, community ecotourism on the basis of conservation and promote indigenous cultural values
- Heritage management system contributes greatly to the economic and social development of local area - The management of the site has the full participated gender equality.

5.3.19 - Comments, conclusions and/or recommendations related to the management system/plan

- Ha Long Bay management system is a combined national/local management system legislation, management apparatus and other management measures, with the participation and contribution of local community groups, local authorities, and local people; - Ha Long Bay management system and annual plans are fully implemented and monitored to maintain the OUV of the site; - The management, preservation and promotion of the values of the site has been fully implemented by Quang Ninh province.

6. Financial and Human Resources

6.1. Funding

6.1.1 - If your funding sources do not exactly fit those shown, put the relevant amounts against the funding type that most closely represents your situation, and use the comment box below to provide more details.

		Project costs	Running costs
6.1.1.1	Multilateral funding (GEF, World Bank, etc.)	0 %	0 %
6.1.1.2	Bilateral international funding	15 %	0 %
6.1.1.3	World Heritage Fund (International Assistance)	1 %	0 %
6.1.1.4	Contribution from other conventions and programmes	0 %	0 %
6.1.1.5	International donations (NGOs, foundations, etc.)	8 %	0 %
6.1.1.6	Governmental (national/federal)	0 %	0 %
6.1.1.7	Governmental (regional/provincial/state)	5 %	0 %
6.1.1.8	Governmental (local/municipal)	0 %	0 %
6.1.1.9	In-country donations (NGOs, foundations, etc.)	1 %	0 %
6.1.1.10	Individual visitor charges (e.g. entry, toilets, parking, camping fees, etc.)	41 %	100 %
6.1.1.11	Commercial activities (e.g. merchandising and catering, filming permit, concessions, etc.)	0 %	0 %
6.1.1.12	Other	29 %	%
		Total 100 %	Total 100 %

6.1.2 - Please comment here on any other aspects of funding sources not covered in the table above

No

6.1.3 - Is the current budget sufficient to manage the World Heritage property effectively?

The available **budget is adequate** for effective management of the World Heritage property

6.1.4 - Are the existing sources of funding secure and likely to remain so?

The existing sources of funding are **secure over the medium-term** and **planning is underway to secure funding over the long-term**

6.1.5 - Comments, conclusion, and/or recommendations related to finance and infrastructure

The financial source for implementing the management of Ha Long Bay is mainly from entrance fees; This fund ensures the basic management requirements for Ha

Long Bay heritage in the middle term. During the period from the end of 2019 to 2020, the fund is not guaranteed for heritage management and conservation due to the impact of COVID 19 pandemic.

6.1.6 - Estimate the distribution of men and women involved in the management, conservation, interpretation of the World Heritage properties and the extent to which they are drawn from local communities.

		From local communities %	From elsewhere %
6.1.6.1	Men	49 %	2 %
6.1.6.2	Women	48 %	1 %
		Total 97 %	Total 3 %

6.1.7 - Are available human resources adequate to manage the World Heritage property?

Human resources are **adequate** for management needs

6.1.8 - Considering the management needs of the World Heritage property, please rate the availability of professionals in the following disciplines

Conservation	Good
Environmental sustainability	Fair
Community participation and inclusion	Fair
Risk preparedness	Fair
Capacity development and education	Fair
Administration	Fair
Research and monitoring	Good
Awareness raising and public information/communication	Fair
Marketing and promotion	Fair
Interpretation	Fair
Visitor management/tourism	Fair
Enforcement (custodians, police)	Fair

6.1.9 - Please rate the availability of training opportunities for the management of the World Heritage property in the following disciplines

Conservation	Fair
Environmental sustainability	Fair
Community participation and inclusion	Fair
Risk preparedness	Fair
Capacity development and education	Fair
Administration	Fair
Research and monitoring	Fair
Awareness raising and public information/communication	Fair
Marketing and promotion	Fair
Interpretation	Fair
Visitor management/tourism	Fair
Enforcement (custodians, police)	Fair

6.1.10 - Has any use been made of the World Heritage Strategy for Capacity Building at the property?

No use has been made of the World Heritage Strategy for Capacity Building

6.1.11 - If the World Heritage Strategy for Capacity Building has been used, please briefly describe what has been done.

There was any use of World Heritage Strategy for Capacity Building in Ha Long Bay.

6.1.12 - Are there site-specific capacity building plans or programmes that develop local expertise and that contribute to the transfer of skills for the conservation and management of the World Heritage property?

A site-based capacity building plan or programme is in place and fully implemented; **all technical skills are being transferred** to those managing the property locally

6.1.13 - Comments, conclusions and/or recommendations related to human resources, expertise and training

- The heritage management agency has not approached the UNESCO World Heritage Capacity Building Strategy. However, Quang Ninh province and the heritage management agency usually have programs and plans for training and improving the staff capacity; Currently, the basic management team of Heritage has met the requirements of managing a World Heritage Site. However, this team needs to keep to be trained and improved their knowledge through short and long-term training courses.

7. Scientific Studies and Research Projects

7.1 - Is there adequate knowledge (scientific or traditional) about the values and attributes of the World Heritage property to support planning, management and decision-making to ensure that Outstanding Universal Value is maintained?

Knowledge about the values and attributes of the World Heritage property is **adequate**

7.2 - Is there a planned programme of research at the property which is directed towards management needs and/or improving understanding of Outstanding Universal Value?

There is a **comprehensive, integrated programme** of research, which is relevant to management needs and/or improving understanding of Outstanding Universal Value

7.3 - Are results from research programmes publicly available and disseminated?

Research results **are shared widely with active outreach** to local communities and national and international audiences

7.4 - Comments, conclusions and/or recommendations related to scientific studies and research projects

Scientific researches in Ha Long Bay is effectively implemented. Ha long Bay has a comprehensive, integrated research program related to management needs and/or understanding of OUV. Up to date, researches have clarified knowledge about the values and attributes of the site, which are an important scientific basis in the management, conservation and promotion of OUVs of the site. Research results are widely shared, accessible by local communities and national and international researchers.

8. Education, Information and Awareness Building

8.1 - Please rate the awareness and understanding of the existence and justification for inscription of the World Heritage property amongst the following groups

Local communities	Fair
Local/municipal authorities	Good
Indigenous peoples	Poor
Landowners	Not applicable
Women	Fair
Youth/children	Fair
Researchers	Good
Local visitors	Fair
National/international tourists	Fair
Tourism industry	Fair
Local businesses and industries	Fair
NGOs	Fair
Other specific groups	Not applicable
If you selected 'Other specific groups', please describe	local fishermen

8.2 - Does the property have a heritage education programme(s) for children and/or youth, that can contribute to a better understanding of heritage, promote diversity and foster intercultural dialogue?

There is a **planned and effective education and awareness programme** for children and youth that contributes to the protection of the World Heritage property

8.3 - Who are the target audiences for education and awareness programmes at your property?

Local communities
Indigenous peoples
Women
Youth/children
Local Visitors
National/international tourists
Tourism industry
Local businesses and industries

8.4 - Please rate the adequacy of the following visitor facilities and services at the World Heritage property for education, information, interpretation and awareness building

Visitor centre	Poor
Site museum	Fair
Information booths	Fair
Guided tours	Fair
Trails/routes	Fair
Printed information materials	Fair
Online (website, social media, etc.)	Fair
Transportation facilities	Fair
Other	Not needed
If 'Other' is selected, please specify	

8.5 - Comments, conclusions and/or recommendations related to education, information and awareness building

The task of education, information and awareness building on the Heritage has been implemented quite effectively in many activities and for many different subjects (students, domestic and international students, residents in coastal areas, tourists, organizations and individuals having socio-economic activities on the Bay ...). Community awareness have been improved and their participation in heritage protection and preservation have been improved.

9. Visitor Management

9.1 - Please provide estimated annual visitor numbers (including national and international visitors) since the last Periodic Report

1413440 / 4396853 / 4135219 / 3924043 / 3144320 /

9.2 - What information sources are used to collect visitor statistics?

Entry tickets and registries

Transportation services

9.3 - What is the average length stay of a visitor to the World Heritage property?

One day (no overnight stay)

9.4 - Please provide the source of information

Annual statistics of entrance fee of Ha Long Bay Management Department.

9.5 - What is the approximate average daily visitor expenditure? (Please provide an estimated monetary figure in USD)

0 / 18,7 / 8,8 / 12,6 / 4,6 / 8,6 /

9.6 - Please provide the source of information

Annual statistics of entrance fees of Ha Long Bay Management Department. Annual statistics of visitor survey of Quang Ninh Statistics Office

9.7 - Does the management system/plan for the World Heritage property include a strategy with an action plan to manage visitors, tourism activity and its derived economic, socio-cultural and environmental impacts?

There is a planned and **effective strategy** to manage visitors, tourism activity and its derived impacts on the World Heritage property

9.8 - Please provide any comments relating to the answer provided above in question 9.7

Tourism activities in Ha Long Bay are managed according to the Tourism Law, national and provincial regulations with the purposes and solutions of managing and reducing impacts on environment; reduce the high concentration of tourists at the sights and improve the quality of tourism infrastructure and services; Quang Ninh promulgates the Ha Long Bay Heritage Management Plan, including specific solutions to effectively manage tourism activities at the Site and carrying capacity assessment.

9.9 - Is visitor use effectively managed to maintain the Outstanding Universal Value of the property?

Visitor use of the World Heritage property is managed but **improvements could be made**

9.10 - Is the effectiveness of tourism management regularly monitored?

Yes, using a different system

If a different system, please specify

Monitoring according to the National environmental standard, tourism, criteria of tourist boat management, criteria of tourist destinations

9.11 - How does the tourism industry cooperate with the site management to improve visitor experiences and maintain the Outstanding Universal Value of the World Heritage property?

There is **good cooperation** between those responsible for the World Heritage property and the tourism industry **to present the Outstanding Universal Value and**

increase appreciation

9.12 - How well is the information on the Outstanding Universal Value of the property presented and interpreted?

The Outstanding Universal Value of the property **is adequately presented and interpreted**

9.13 - At how many locations is the World Heritage emblem displayed at the property?

In **many locations**, but **not easily visible** to visitors

9.14 - How does visitor/tourism revenue (e.g. entry charges, permits) contribute to the management of the World Heritage property?

Fees are collected and make a **substantial contribution** to the management of the World Heritage property

9.15 - Are there locally driven sustainable tourism initiatives?

Yes

If 'Yes', please specify

Develop and implement a plan to reduce the tourist pressure in the Site; Develop new services and tourism products with the priority given to community based tourism products to create livelihood and job for local communities; Assess the carrying capacity of Ha Long Bay to propose effective management solutions; Building tours connecting destinations on Ha Long Bay with tourist attractions on Bai Tu Long Bay and surrounding areas; Ensure the security and safeness of visitors.

9.16 - Are the benefits of tourism shared with local communities?

Yes

If 'Yes', please specify

Tourism development creates jobs for local communities; The infrastructure system built (roads, waterways, airways) also contributes to the convenience of local communities; The development of community tourism products in Ha Long Bay both helps to create jobs for community, increase income, while creating a sense of pride and rise the responsibility of preserving the indigenous culture of Ha Long fishermen.

9.17 - Comments, conclusions and/or recommendations related to visitation/tourism/public use of the World Heritage property

Tourism have been developed on the basis of preserving the values of Ha Long Bay intact. Tourism products are further diversified towards sustainable tourism development. The heritage values and potentials were widely interpreted in vary information channels. Heritage management agencies have not approached the UNESCO Tourism Management Assessment Tool; Propose the World Heritage Center to guide the use of this toolkit to suit the heritage in each region.

10. Monitoring

10.1 - Is there a monitoring programme at the property directed towards management needs and/or towards improving the understanding of the Outstanding Universal Value?

There is a **comprehensive, integrated programme of monitoring**, which is relevant to management needs and/or improving understanding of the Outstanding Universal Value

10.2 - Is necessary information available in order to define key indicators for measuring the state of conservation and are they used in monitoring how the Outstanding Universal Value of the property is being maintained?

Information on the values of the World Heritage property is **adequate** and **key indicators have been defined** but **monitoring of the status of indicators could be improved**

10.3 - Are key indicators defined and in place for the following principal aspects of the property?

	Extend of indicators	Not applicable	No indicators	Indicators have been defined but are not yet in use	Indicators are in place and in use since the last Periodic Reporting cycle
10.3.1	State of conservation				✗
10.3.2	Effectiveness of the management system				✗
10.3.3	Character of governance				✗
10.3.4	Appropriate synergy with other conservation designations				✗
10.3.5	Contribution to sustainable development				✗
10.3.6	Capacity development				✗

10.4 - Please provide information on relevant key indicators adopted at the property

Key indicators: Water quality; Biodiversity and geological - geomorphological values, Cultural - Historical Values Conservation; Human resources; Physical facilities; Financial resources; Management of tourism activities; Socio-economic activities; Implementation of environmental protection; policies on heritage conservation implementation; Development strategy of the site implementation; Middle-Term Management Plan implementation; Stakeholder Involvement; Technical facilities.

10.5 - Please rate the level of involvement in monitoring of the following groups:

World Heritage managers/coordinators and staff	Good
Local/municipal authorities	Good
Local communities	Fair
Indigenous peoples	Fair

Landowners	Not applicable
Women	Fair
Researchers	Good
Tourism industry	Fair
Local businesses and industry	Fair
NGOs	Fair
Other specific groups	Not applicable
If you selected 'Other specific groups', please specify	local fisherman

10.6 - Has the State Party implemented relevant recommendations arising from the World Heritage Committee?

Implementation is complete

10.7 - Please provide comments relevant to the implementation of recommendations from the World Heritage Committee.

Quang Ninh Province always follows and implements all the recommendations of the World Heritage Commission.

10.8 - Comments, conclusions and/or recommendations related to Monitoring

Monitoring at the World Heritage Site of Ha Long Bay is implemented periodically with the main indicators identified and with the participation of heritage management agencies, specialized management agencies, relating localities, and community. The recommendations of the World Heritage Committee related to the management of Ha Long Bay are strictly observed, implemented and completed.

11. Identification of Priority Management Needs

11.1 - Identification of Priority Management Needs

5.3	Management System/Management Plan	
5.3.7	Some use has been made of the Policy Document on the Impacts of Climate Change on World Heritage Properties at the property	✕
5.3.9	Some use has been made of the Strategy for Reducing Risks from Disasters at World Heritage Properties at the property	✕
6.1	Funding	
6.1.10	No use has been made of the World Heritage Strategy for Capacity Development at the World Heritage property	✕
9	Visitor Management	
9.9	Visitor use of the World Heritage property is managed but improvements could be made	✕
10	Monitoring	
10.2	Information on the values of the World Heritage property is adequate and key indicators have been defined but monitoring of the status of indicators could be improved	✕

Please select 0 more issues.

☒ Please save this question to reflect changes

12. Summary and Conclusions

12.1. Summary - Factors affecting the Property

12.1.1 - Summary - Factors affecting the Property

4.1	Buildings and Development						
4.1.4	Major visitor accommodation and associated infrastructure	- criteria vii. - attribute: sea area.	-Implemented the planning of province tourism - Develop the planning of conservation and promotion of HLB. -Carryout EIA of all projects in the buffer zone -Inspect violations of legal regulations on heritage management -Enhance community awareness	Monitor the implementation of all EIA reports of projects implementing. Quarterly monitoring water quality of Ha Long Bay. Monitoring the implementation of Quang Ninh tourism and Ha Long Bay planning.	Annually Immediately Frequently	Ha Long Bay Management Department Ha Long city people's Committee Department of Natural Resource and environment Inspection team Department of Tourism Department of Culture and Sport	Tourism infrastructure mostly developed in surrounding area.
4.2	Transportation Infrastructure						

4.2.4		Marine transport infrastructure						
4.5		Biological resource use/modification						
4.5.1		Fishing/collecting aquatic resources						
4.5.2		Aquaculture						
4.8		Social/Cultural uses of heritage						
4.8.3	Indigenous hunting, gathering and collecting	attribute: Sea area, Natural sand beaches in limestone islands	Implementing the policies in fishery resource protection Fishing and aquaculture activities has been banned in the heritage area Inspect to manage illegal fishing activities Enhance local fishing communities' awareness in protection of sea recourse	Monitoring the implementation of legal documents in fishery resource protection.	Daily/ Immediately/ periodic	Ha Long Bay Management Department; Ha Long city people's Committee; Department of Agriculture and Rural development; Inspector team	None	
4.8.4	Changes in traditional ways of life and knowledge system	Attribute: sea area	Implement the Plan of conservation of Ha Long Bay's fishermen traditional culture Training intangible cultural values and restore traditional fishing villages	Periodic monitoring based on indicators of heritage management Evaluating the effectiveness of the site management	Daily	Ha Long Bay Management Department Department of Tourism Department of Culture and Sport	None	
4.8.5		Identity, social cohesion, changes in local population and community						
4.8.6	Impacts of tourism/Visitation/Recreation	- Criteria: vii, viii - Attributes: some caves, some islands, natural sand beaches in limestone islands	Evaluating carrying capacity of Ha Long Bay; Inspecting in the violations of tourism regulations; Propaganda and promotion of the site.	Periodic monitoring the status of heritage conservation. Monitoring the implementation of regulation of tourism and regulations of Ha Long Bay management.	Periodic, Annually	Ha Long bay Management Department; Department of Culture and Sport; Department of Tourism; Inspector Team.	None	
4.10		Climate change and severe weather events						
4.10.7	Other climate change impacts	Criteria: vii, viii Attributes: Islands, caves, sand beaches, sea area	Develop a action plan to response to the impacts of the climate change and the sea level rise on the values of Ha Long Bay. Training to enhance capacity in responding to natural disasters.	Periodic monitoring the status of heritage conservation Monitoring the implementation of the plan of responding to climate change	Annually Frequently	Ha Long Bay Management Department Quang Ninh Military Agency Department of Environment and Natural resources Related agencies	None	
4.11		Sudden ecological or geological events						
4.11.5	Erosion and siltation/Deposition	Criteria: vii attributes: Sea area	All projects in the buffer zone must propose EIA reports and implement solutions to control environment impacts of the projects Monitoring water quality of the site Plan mangroves Research on the process of sediment transportation and sedimentation	Monitoring in the project's compliance with the environmental law Monitoring the implementation the recommendations of the research on sediment transport and sedimentation	Frequently Periodic	Ha Long Bay Management Department Department of environment and resource Department of Science and technology Ha Long city's people committee	None	

12.2. Summary - Management Needs

12.2.1 - Summary - Management Needs

5.3	Management System/Management Plan				
		Actions	Timeframe	Lead agency (and others involved)	More info / comment
5.3.7	Some use has been made of the Policy Document on the Impacts of Climate Change on World Heritage Properties at the property	Develop a action plan to response to the impacts of the climate change and the sea level rise on the values of Ha Long Bay Taking in account of climate change in developing planning, plans and programs of Ha Long Bay Management	annually	Ha Long Bay Management Department and related agencies Department of Environment and Natural Resources	None
5.3.9	Some use has been made of the Strategy for Reducing Risks from Disasters at World Heritage Properties at the property	- Ha Long Bay Management Department develops and implements plans for natural disaster prevention, fire and explosion, rescue, occupational safety and health and oil spill response. - Training to enhance the capacity in rescuing.	annual	-Ha Long Bay Management Department, - Quang Ninh Military Agency, - Quang Ninh public Security Agency.	None

6.1	Funding				
6.1.10	No use has been made of the World Heritage Strategy for Capacity Development at the World Heritage property	- Quang Ninh province and the heritage management agency annually have programs and plans for training and improving the capacity of the staff. - Organizing the training programs in heritage management, tourism profession, rescues...	annually	Ha Long Bay Management Department, Departments of Tourism and Home Affairs.	Ha Long Bay management department have not approached the Strategy

9	Visitor Management				
9.9	Visitor use of the World Heritage property is managed but improvements could be made	Evaluate the carrying capacity of Ha Long Bay to propose solutions, strategies to manage and develop tourism based on carrying capacity; Develop the plan of visitor management and develop new and categorized tourism products; Develop visitor center.	2021-2025	Ha Long Bay Management Department; Related local agencies;	None

10	Monitoring				
10.2	Information on the values of the World Heritage property is adequate and key indicators have been defined but monitoring of the status of indicators could be improved	Develop indicator system for monitoring and evaluating the effectiveness of heritage management; Implement the periodic monitoring plan of status of Ha Long Bay heritage conservation.	Annually or immediately.	Ha Long Bay Management Department and related local agencies.	None

Summary - Management Needs completed

12.3. Conclusions on the State of Conservation of the Property

12.3.1 - Following the analysis undertaken for this report, what is the current state of Authenticity of the World Heritage property?

Not applicable (sites inscribed exclusively under criteria vii to x (natural World Heritage properties))

12.3.2 - Following the analysis undertaken for this report, what is the current state of Integrity of the World Heritage property?

The Integrity of the World Heritage property is **intact**

12.3.3 - Following the analysis undertaken for this report, what is the current state of the World Heritage property's Outstanding Universal Value?

The World Heritage property's Outstanding Universal Value has been **maintained**.

12.3.4 - What is the current state of the property's other values?

Other important cultural and/or natural values and the state of conservation of the World Heritage property are **intact**

12.3.5 - Comments, conclusions and/or recommendations related to the state of conservation of the property.

The integrity and OUVs of Ha Long Bay Heritage have been preserved.

13. Impact of World Heritage Status

13.1 - Please rate the impacts of World Heritage status of the property in relation to the following areas

Conservation	Positive
Research and monitoring	Positive
Management effectiveness	Positive
Quality of life for local communities and indigenous peoples	Positive
Recognition	Positive
Education	Positive
Infrastructure development	Positive
Funding for the property	Positive
International cooperation	Positive
Political support for conservation	Positive
Legal/Policy framework	Positive
Advocacy	Positive
Institutional coordination	Positive
Security	Positive
Gender equality	Positive
Provision of ecosystem services/ benefits to local communities	Positive
Social inclusion and equity, and improvement of opportunities for all, irrespective of age, sex, disability, ethnicity, origin, religion, or economic or other status	Positive
Fostering inclusive local economic development and enhancing livelihood	Positive
Contributing to conflict prevention, including respect for cultural diversity within and around heritage properties	Not applicable
Other	Not applicable
If 'Other', please specify	local fisherman

13.2 - Comments, conclusions and/or recommendations related to World Heritage status and its impacts

All impacts of World Heritage status of the property in relation to the related areas are positive.

14. Good Practice in the Implementation of the World Heritage Convention

14.1 - Example of good practice in World Heritage protection, identification, conservation or management at the property level

- Complete the policies in the management and conservation of heritage in Ha Long Bay: Regulations on management of Ha Long Bay heritage, regulations on the management of socio-economic activities taking place in the heritage area. - Develop the plan of the management of Ha Long Bay heritage site in the period of 5 years. - Develop a planning to conserve and promote the heritage values of Ha Long Bay. - Strengthen jurisdiction for the heritage management agency and maintain financial resources for the management from entrance fee revenues; - Take advantage of the support of the World Heritage Center and international organizations in implementing activities related to heritage conservation.

14.2 - Define which topics are covered by this example of best practice at the property level

Sustainable Development
Synergies
State of Conservation
Management
Governance
Capacity Building

15. Assessment of the Periodic Reporting Exercise

15.1. Relevance of Periodic Reporting

15.1.1 - Has the Periodic Reporting process improved the understanding of the following?

The <i>World Heritage Convention</i>
The concept of Outstanding Universal Value
The property's Outstanding Universal Value
The concept of Integrity and/or Authenticity
The property's Integrity and/or Authenticity
Management effectiveness to maintain the Outstanding Universal Value
Monitoring and reporting

15.1.2 - Please rate the follow-up to conclusions and recommendations from previous Periodic Reporting exercise by the following entities

State Party	Good
Site Managers	Good
UNESCO World Heritage Centre	Good
Advisory Bodies (ICOMOS, IUCN, ICCROM)	Good

15.2. Use of Data

15.2.1 - How do the authorities in charge of the property plan to use the data recorded from this cycle of Periodic Reporting?

Revision of priorities/strategies/policies for the protection, management and conservation of heritage
Update of management plans
Fundraising
Awareness raising

15.2.2 - Comments on use of data from the Cycle of Periodic Reporting

Data of the periodic report will be an important data base to build strategy, policy, resource mobilization, and improve heritage management effectiveness.

15.3. Timing and resources

15.3.1 - Entities involved in the filling out of this online questionnaire (tick as many boxes as applicable)

Governmental institutions responsible for cultural and natural heritage
Site Manager/Coordinator World Heritage property staff
UNESCO National Commission
Local communities
Indigenous people
Other specific groups
Related stakeholders in the management of the site
IUCN national/regional
External experts

15.3.2 - Has a gender balanced contribution and participation been considered in the filling out of this questionnaire?

Gender balance **is explicitly considered and effectively implemented** in the process.

15.3.3 - Were you given adequate time (i.e. roughly ten months) to gather necessary information and to fill in this questionnaire?

Yes

15.3.4 - Please estimate the time (working hours) needed to complete this questionnaire

1056 / 528 / 352 /

15.3.5 - Did you mobilise any additional resources to fill out this questionnaire?

	Additional resources	No	Yes
15.3.5.1	Human resources		✕
15.3.5.2	Financial resources for organizing consultation meetings/ training		✕

15.4. Format and content of the Periodic Report

15.4.1 - How accessible was the information required to complete this questionnaire?

Most required information was accessible.

15.4.2 - Was the questionnaire easy to use and clear to understand?

		Very Difficult	Difficult	Easy	Very easy
15.4.2.1	Ease of use of questionnaire			X	
15.4.2.2	Clarity of questions		X		

15.4.3 - Please provide suggestions for improvement of the Periodic Reporting questionnaire

The questions should be explained more clearly. Each Heritage site has its own characteristics, so the form of multiple-choice questions used for all World Heritage sites is not appropriate sometimes. Another answer can be added in some sections (apart from given answers) to make answering questions easier and more appropriate for each specific site.

15.5. Training and Guidance

15.5.1 - Please rate the level of support in terms of training and guidance from the following entities in completing this questionnaire

UNESCO World Heritage Centre	Good
UNESCO (other sectors/field offices)	Fair
UNESCO National Commission	Fair
ICOMOS International	Not applicable
IUCN International	Not applicable
ICCROM international/regional	Not applicable
ICOMOS national/regional	Not applicable
IUCN national/regional	Not applicable

15.5.2 - Please rate the level of support for completing the Periodic Reporting questionnaire from the following entities

UNESCO World Heritage Centre	Good
State Party Representative (national Focal Point)	Good
UNESCO other sectors (e.g. field office)	Good
National Commission for UNESCO	Good
ICOMOS International	Not applicable
ICCROM International/regional	Not applicable
ICOMOS national/regional	Not applicable
IUCN national/regional	Good
IUCN International	Not applicable

15.5.3 - Were the online training resources prepared by the World Heritage Centre regarding Periodic Reporting adequate for you to complete this questionnaire?

Yes

15.5.4 - If you found that the online training resources were not adequate, what changes would you like to see implemented?

No

15.6. Actions that will require formal consideration by the World Heritage Committee

15.6.1 - Summary of actions that will require formal consideration by the World Heritage Committee

No item were proposed for update

15.7. Comments, conclusions and/or recommendations related to the Assessment of the Periodic Reporting Exercise

15.7.1 - Comments, conclusions and/or recommendations related to the Assessment of the Periodic Reporting Exercise

The process of approaching, and completing the questionnaire is convenient. We have sufficient time and resources to complete the exercises with the coordination, consultation, guidance, support and participation of relevant organizations and units. Most of the necessary information is accessible and clearly explained, except for a few technical terms that have not been understood that make it difficult to answer exactly some questions.

15.7.2 - Thank you for having filled in all the questions. Please contact your National Focal Point for validation.

