

# Old Town Lunenburg

## 1. World Heritage Property Data

### 1.1 - Name of World Heritage property

Old Town Lunenburg

### 1.2 - World Heritage property details

### 1.3 - Geographic information table

Name	Coordinates	Property (ha)	Buffer zone (ha)	Total (ha)	Inscription year
Old Town Lunenburg	44.376 / -64.309	33.85	32.44	66.29	1995
<b>Total (ha)</b>		<b>33.85</b>	<b>32.44</b>	<b>66.29</b>	

### 1.4 - Map(s)

Title	Date	Link to source
Old Town Lunenburg - Map of the inscribed property	1994	
Old Town Lunenburg - Map of the inscribed property	2017	

### 1.5 - Web and Social Media data of the property (if applicable)

1. [Old Town Lunenburg \(Parks Canada\)](#)
2. [World Heritage in Canada \(Parks Canada\)](#)
3. [Report on the State of Conservation \(Parks Canada\)](#)
4. [Town of Lunenburg](#)

### Comment

Delete #1, Replace #2 with <https://www.pc.gc.ca/en/culture/spm-whs/sites-canada/sec02k> Replace #3 with <https://www.pc.gc.ca/en/culture/spm-whs/sites-canada>  
Delete #4 #5 may remain or insert - <https://townoflunenburg.ca/heritage.html>

## 2. Other Conventions/Programmes under which the World Heritage property is protected (if applicable)

**2.1 - Records indicate that your World Heritage property (in whole or in part) is designated and/or protected under the Conventions/programmes shown in the prefilled table below. Please check and amend as necessary.**

		The World Heritage property (in whole or in part) <u>is</u> designated and/or protected under this convention/programme	The World Heritage property (in whole or in part) <u>is not</u> designated and/or protected under this convention/programme
2.1.1	<b>International Register of Cultural Property under Special Protection</b> (1954 Hague Convention for the Protection of Cultural Property in the Event of Armed Conflict)		×
2.1.2	<b>List of Cultural Property under Enhanced Protection</b> (Second Protocol to the 1954 Hague Convention for the Protection of Cultural Property in the Event of Armed Conflict)		×
2.1.3	<b>The List of Wetlands of International Importance (The Ramsar List)</b> (Convention on Wetlands of International Importance (Ramsar Convention))		×
2.1.4	<b>World Network of Biosphere Reserves</b> Man and the Biosphere (MAB) Programme		×
2.1.5	<b>Global Geoparks Network</b> UNESCO Global Geoparks		×

### 2.2 - Please provide comments on 2.1 if necessary

**2.3 - Do your national authorities intend to request the granting of Enhanced Protection (if relevant) under the Second Protocol to the 1954 Hague Convention for the Protection of Cultural Property in the Event of Armed Conflict for the World Heritage property in the next three years?**

No

**2.4 - Do your national authorities intend to designate whole or part of the World Heritage property for inclusion in the List of Wetlands of International Importance (The Ramsar List), if relevant, in the next three years?**

No

**2.5 - Do your national authorities intend to designate whole or part of the World Heritage property as a Man and Biosphere Reserve (if relevant) in the next three years?**

No

**2.6 - Do your national authorities intend to apply for whole or part of World Heritage property to be designated as a UNESCO Global Geopark (if relevant) in the next three years?**

No

**2.7 - Please indicate the level of cooperation at property level between designations under different Conventions/Programmes**

<b>2.7.1</b>	<b>1954 Hague Convention for the Protection of Cultural Property in the Event of Armed Conflict</b>	
2.7.1	There is <b>no contact</b> with the Focal Point(s) of this designation/programme.	✕
2.7.2	The World Heritage Site Manager <b>occasionally</b> communicates with the Focal Point(s) of this designation/programme.	
2.7.3	The World Heritage Site Manager <b>regularly</b> communicates with the Focal Point(s) of this designation/programme.	
2.7.4	The World Heritage Site Manager <b>also manages</b> this designation/programme.	
<b>2.7.2</b>	<b>Second Protocol to the 1954 Hague Convention for the Protection of Cultural Property in the Event of Armed Conflict</b>	
2.7.1	There is <b>no contact</b> with the Focal Point(s) of this designation/programme.	✕
2.7.2	The World Heritage Site Manager <b>occasionally</b> communicates with the Focal Point(s) of this designation/programme.	
2.7.3	The World Heritage Site Manager <b>regularly</b> communicates with the Focal Point(s) of this designation/programme.	
2.7.4	The World Heritage Site Manager <b>also manages</b> this designation/programme.	
<b>2.7.3</b>	<b>Convention on Wetlands of International Importance (Ramsar Convention)</b>	
2.7.1	There is <b>no contact</b> with the Focal Point(s) of this designation/programme.	✕
2.7.2	The World Heritage Site Manager <b>occasionally</b> communicates with the Focal Point(s) of this designation/programme.	
2.7.3	The World Heritage Site Manager <b>regularly</b> communicates with the Focal Point(s) of this designation/programme.	
2.7.4	The World Heritage Site Manager <b>also manages</b> this designation/programme.	
<b>2.7.4</b>	<b>Man and the Biosphere (MAB) Programme</b>	
2.7.1	There is <b>no contact</b> with the Focal Point(s) of this designation/programme.	✕
2.7.2	The World Heritage Site Manager <b>occasionally</b> communicates with the Focal Point(s) of this designation/programme.	
2.7.3	The World Heritage Site Manager <b>regularly</b> communicates with the Focal Point(s) of this designation/programme.	
2.7.4	The World Heritage Site Manager <b>also manages</b> this designation/programme.	
<b>2.7.5</b>	<b>UNESCO Global Geoparks</b>	
2.7.1	There is <b>no contact</b> with the Focal Point(s) of this designation/programme.	✕
2.7.2	The World Heritage Site Manager <b>occasionally</b> communicates with the Focal Point(s) of this designation/programme.	
2.7.3	The World Heritage Site Manager <b>regularly</b> communicates with the Focal Point(s) of this designation/programme.	
2.7.4	The World Heritage Site Manager <b>also manages</b> this designation/programme.	

**2.8 - Please add any further comments on cooperation with the other designation(s)/programme(s)**

**2.9 - Are you aware of any elements associated with the World Heritage property that have been inscribed on the Representative List of the Intangible Cultural Heritage?**

No

**2.10 - Please list any elements associated with the World Heritage property inscribed under the Convention for the Safeguarding of the Intangible Cultural Heritage of which you are aware**

**2.11 - Are you aware of any documentary heritage listed under the Memory of the World Programme associated with the World Heritage property?**

No

**2.12 - Please list any documentary heritage associated with the World Heritage property listed under the Memory of the World Programme of which you are aware.**

Old Town Lunenburg World Heritage Site, while cherished for its cultural significance, currently lacks an archive facility. Despite its rich historical heritage and vibrant

community, the absence of an archive hinders the preservation and accessibility of valuable records, documents, and artifacts. Establishing an archive would safeguard the site's history, facilitate research, and enhance understanding of its profound legacy, encouraging collaboration and knowledge exchange.

3. Statement of Outstanding Universal Value

3.1 - Statement of Outstanding Universal Value for the property as adopted by the World Heritage Committee

Statement of Outstanding Universal Value

Brief synthesis

Old Town Lunenburg is the best surviving example of a planned British colonial settlement in North America. Established in 1753, it has retained its original layout and overall appearance, based on a rectangular grid pattern drawn up in the home country. The inhabitants have safeguarded the town's identity throughout the centuries by preserving the wooden architecture of the houses and public buildings, some of which date from the 18th century and constitute an excellent example of a sustained vernacular architectural tradition. Its economic basis has traditionally been the offshore Atlantic fishery, the future of which is highly questionable at the present time.

**Criterion (iv):** Old Town Lunenburg is a well-preserved example of 18th century British colonial urban planning, which has undergone no significant changes since its foundation, and which largely continues to fulfill the economic and social purposes for which it was designed. Of special importance is its diversified and well-preserved vernacular architectural tradition, which spans over 250 years.

**Criterion (v):** Old Town Lunenburg is an excellent example of an urban community and culture designed for and based on the offshore Atlantic fishery which is undergoing irreversible change and is evolving in a form that cannot yet be fully defined.

Integrity

Within the boundaries of the 33.85 ha property are located all the elements necessary to express the Outstanding Universal Value of Old Town Lunenburg. The property encompasses the intact original town plan in its entirety, missing only the fortifications that surrounded the town in its early years, but of which there are no surviving above-ground remains. Its boundaries adequately ensure the complete representation of the features and processes that convey the property's significance, and there is a 32.44 ha buffer zone. The property does not suffer unduly from adverse effects of development and/or neglect.

Authenticity

Old Town Lunenburg is authentic in location and setting, forms and designs, materials and substances, and uses and functions. The original British colonial town plan remains evident, including the regular layout of property parcels in a grid pattern with geometrically regular streets, central public spaces, and key community structures, with a functioning waterfront as its focus. In terms of forms and materials, there is a harmony of scale, siting and materials (predominantly wood) throughout the property, and a regional architectural vocabulary that includes the 'Lunenburg bump', an indigenous five-sided dormer. While a continuing vernacular architectural tradition is integral to the property's Outstanding Universal Value, there has been very limited infill in the modern era. Many of the property's historic uses and functions survive.

Most of the recent changes to the property are renovations to specific buildings, some of which have better conveyed the heritage value of Old Town Lunenburg than others. Due to long-term economic circumstances, there are also ongoing pressures on property owners in terms of rising property values, maintenance costs, and the challenges of retaining historical accuracy in restoration planning.

Protection and management requirements

Old Town Lunenburg, which is almost entirely in private ownership, is commemorated by the Government of Canada as a National Historic Site (1991) and protected under two key pieces of provincial legislation, the *Municipal Government Act* (1998) and the *Heritage Property Act* (1989), which enable the municipality to create, respectively, land-use and heritage bylaws. In this context, the municipality adopted the *Heritage Conservation District Plan, Bylaw and Guidelines* in 2000 (consolidated in 2001). In order to better manage the community as a World Heritage property and ensure the continuing protection of the town's heritage resources, the Town of Lunenburg Heritage Sustainability Strategy (2010) has been developed to guide its development, including the identification of heritage, culture and tourism prospects that may produce economic opportunities for the community.

Sustaining the Outstanding Universal Value of the property over time will require managing, to the degree possible, ongoing pressures on property owners related to rising property values, maintenance costs, and the challenges of retaining historical accuracy in restoration planning. It will also require developing and implementing mechanisms to encourage building renovations that fully respect the heritage value of Old Town Lunenburg. Special attention will be given over the long term to monitoring and taking appropriate actions related to a number of factors in and near the property. Specifically, these include the potential impacts of climate change, and the impacts of tourism and visitation.

3.2 - Please list the key attributes of Outstanding Universal Value of your property and give an assessment of their condition. As a guideline, it is suggested to focus on approximately five key attributes (no more than 15 overall).

	Brief identification of attribute	Preserved	Compromised	Seriously compromised	Lost
3.2.1	Materials and Substances: Intact Town Plan and Fortifications	×			
3.2.2	Uses and Functions: Surviving Allocation of Public Spaces		×		
3.2.3	Location and Setting: Distinction Between Urban and Non-Urban Forms	×			
3.2.4	Materials and Substances: Buildings Built Close Together and Close to Street	×			
3.2.5	Materials and Substances: Preservation of Town's Wooden Houses and Public Buildings		×		
3.2.6	Uses and Functions: Marine Culture and Offshore Fishery	×			
3.2.7	Materials and Substances/Functions: Sustained Vernacular Building Tradition		×		
3.2.8					
3.2.9					
3.2.10					
3.2.11					

3.2.12					
3.2.13					
3.2.14					
3.2.15					

### 3.3 - Comments, conclusions and/or recommendations related to Statement of Outstanding Universal Value

The degradation of the civic blocks and buildings is a grave threat. Currently, 3 of the 4 public buildings on the civic blocks - the Fire Hall, Town Hall, and Armouries - are in critical condition. The Town of Lunenburg cannot afford to upkeep these and, in the past, has explored selling them. The four civic blocks, originally designated for public use, are essential for Lunenburg's functioning as per its colonial plan. The poor state of the buildings impacts the public use of these blocks.

## 4. Factors Affecting the Property

### 4.1. Buildings and Development

#### 4.1.1 - Housing

Previous answer Cycle 2 (19/09/2013):

- Not relevant

✕ Relevant				Not relevant			
	Impact		Origin		Trend of impact		
Impact	🔥 Current	🔥 Potential	📍 Inside	📍 Outside	↘ Decreasing	→ Stable	↗ Increasing
🟢 Positive							
🔴 Negative ✕	✕		✕	✕			↗

#### 4.1.2 - Commercial development

Previous answer Cycle 2 (19/09/2013):

- Not relevant

Relevant	✕ Not relevant
----------	----------------

#### 4.1.3 - Industrial areas

Previous answer Cycle 2 (19/09/2013):

- Not relevant

✕ Relevant				Not relevant			
	Impact		Origin		Trend of impact		
Impact	🔥 Current	🔥 Potential	📍 Inside	📍 Outside	↘ Decreasing	→ Stable	↗ Increasing
🟢 Positive ✕	✕		✕	✕		→	
🔴 Negative							

#### 4.1.4 - Major visitor accommodation and associated infrastructure

Previous answer Cycle 2 (19/09/2013):

- Not relevant

Relevant	✕ Not relevant
----------	----------------

#### 4.1.5 - Interpretative and visitation facilities

Previous answer Cycle 2 (19/09/2013):

- Relevant, Positive, Negative, Potential, Inside, Outside

✕ Relevant				Not relevant			
	Impact		Origin		Trend of impact		
Impact	🔥 Current	🔥 Potential	📍 Inside	📍 Outside	↘ Decreasing	→ Stable	↗ Increasing
🟢 Positive							
🔴 Negative ✕	✕		✕			→	

#### 4.1.6 - Please comment as necessary on how the factors selected as relevant in 4.1 are affecting the property either negatively or positively

Gentrification and a lack of housing is reshaping Nova Scotia. Rising property prices and living costs mean less money for conservation within the district. The Town of Lunenburg is exploring residential developments. Lunenburg's offshore fishery on the district's industrial waterfront is strong. Old Town Lunenburg's interpretation, understanding and visitor management are poor. There are no interpretation strategies in place and inadequate facilities. Interpretation panels are faded & outdated

### 4.2. Transportation Infrastructure

#### 4.2.1 - Ground transport infrastructure

Previous answer Cycle 2 (19/09/2013):

- Not relevant

X Relevant			Not relevant				
	Impact		Origin		Trend of impact		
Impact	Current	Potential	Inside	Outside	Decreasing	Stable	Increasing
Positive							
Negative X	X		X			→	

#### 4.2.2 - Underground transport infrastructure

Previous answer Cycle 2 (19/09/2013):

- Not relevant

Relevant	X Not relevant
----------	----------------

#### 4.2.3 - Air transport infrastructure

Previous answer Cycle 2 (19/09/2013):

- Not relevant

Relevant	X Not relevant
----------	----------------

#### 4.2.4 - Marine transport infrastructure

Previous answer Cycle 2 (19/09/2013):

- Not relevant

X Relevant			Not relevant				
	Impact		Origin		Trend of impact		
Impact	Current	Potential	Inside	Outside	Decreasing	Stable	Increasing
Positive X	X		X			→	
Negative							

#### 4.2.5 - Effects arising from use of transportation infrastructure

Previous answer Cycle 2 (19/09/2013):

- Not relevant

X Relevant			Not relevant				
	Impact		Origin		Trend of impact		
Impact	Current	Potential	Inside	Outside	Decreasing	Stable	Increasing
Positive							
Negative X	X		X				↗

#### 4.2.6 - Please comment as necessary on how the factors selected as relevant in 4.2 are affecting the property either negatively or positively

Most of Old Town Lunenburg's roadways need significant repairs due to wear and tear caused by motor tourists. Motor vehicles cause significant congestion and, at times, unsafe conditions, during peak tourist season. New parking options are needed. Harbour infrastructure essential to Lunenburg's fishery is in good condition thanks to recent investment from Build Nova Scotia. This support may end in 2023.














### 4.3. Services Infrastructures

#### 4.3.1 - Water infrastructure

Previous answer Cycle 2 (19/09/2013):

- Not relevant

X Relevant	Not relevant
------------	--------------

	Impact		Origin		Trend of impact		
Impact	 Current	 Potential	 Inside	 Outside	 Decreasing	 Stable	 Increasing
 Positive							
 Negative 							

#### 4.3.2 - Renewable energy facilities

Previous answer Cycle 2 (19/09/2013):

- Not relevant

Relevant	 Not relevant
----------	--

#### 4.3.3 - Non-renewable energy facilities

Previous answer Cycle 2 (19/09/2013):

- Not relevant

Relevant	 Not relevant
----------	--

#### 4.3.4 - Localised utilities

Previous answer Cycle 2 (19/09/2013):

- Relevant, Negative, Potential, Outside

Relevant	 Not relevant
----------	--

#### 4.3.5 - Major linear utilities

Previous answer Cycle 2 (19/09/2013):

- Not relevant

Relevant	 Not relevant
----------	--

#### 4.3.6 - Please comment as necessary on how the factors selected as relevant in 4.3 are affecting the property either negatively or positively

Old Town Lunenburg needs significant water and wastewater upgrades. Thankfully, federal funding has been allocated to improve the wastewater treatment plant in the Town of Lunenburg by replacing mechanical and electrical equipment, adding a backup generator, and converting the existing wastewater treatment process to a sequencing batch reactor. These projects will increase the capacity to treat and manage wastewater. However, millions is still needed over the next six years.














### 4.4. Pollution

#### 4.4.1 - Pollution of marine waters

Previous answer Cycle 2 (19/09/2013):

- Not relevant

 Relevant	Not relevant
--	--------------

	Impact		Origin		Trend of impact		
Impact	 Current	 Potential	 Inside	 Outside	 Decreasing	 Stable	 Increasing
 Positive							
 Negative 							

#### 4.4.2 - Ground water pollution

Previous answer Cycle 2 (19/09/2013):

- Not relevant

Relevant	 Not relevant
----------	--

#### 4.4.3 - Surface water pollution

Previous answer Cycle 2 (19/09/2013):

- Not relevant

Relevant	 Not relevant
----------	--












#### 4.4.4 - Air pollution

Previous answer Cycle 2 (19/09/2013):

- Not relevant

 Relevant	Not relevant
--	--------------

	Impact	Origin	Trend of impact
--	--------	--------	-----------------

Impact	 Current	 Potential	 Inside	 Outside	 Decreasing	 Stable	 Increasing
 Positive							
 Negative 							

#### 4.4.5 - Solid waste

Previous answer Cycle 2 (19/09/2013):


- Not relevant

Relevant	 Not relevant
----------	--

#### 4.4.6 - Input of excess energy

Previous answer Cycle 2 (19/09/2013):

- Not relevant

Relevant	 Not relevant
----------	--

#### 4.4.7 - Please comment as necessary on how the factors selected as relevant in 4.4 are affecting the property either negatively or positively

Straight pipes still dump sewage directly from homes in the Rural Municipality of the District of Lunenburg directly into Lunenburg Harbour, despite straight pipes being illegal in Nova Scotia. Lunenburg Harbour is essential to Lunenburg's fishery and marine culture writ large. In May and June 2023, Nova Scotia suffered three wildfires, one being the largest in the province's history. The impact of the smoke on Old Town Lunenburg has yet to be determined.

### 4.5. Biological resource use/modification

#### 4.5.1 - Fishing/collecting aquatic resources

Previous answer Cycle 2 (19/09/2013):

- Not relevant

 Relevant	Not relevant						
Impact	Impact		Origin		Trend of impact		
Impact	 Current	 Potential	 Inside	 Outside	 Decreasing	 Stable	 Increasing
 Positive 							
 Negative							

#### 4.5.2 - Aquaculture

Previous answer Cycle 2 (19/09/2013):

- Not relevant

Relevant	 Not relevant
----------	--

#### 4.5.3 - Land conversion

Previous answer Cycle 2 (19/09/2013):

- Not relevant

Relevant	 Not relevant
----------	--

#### 4.5.4 - Livestock farming/Grazing of domesticated animals

Previous answer Cycle 2 (19/09/2013):

- Not relevant

Relevant	 Not relevant
----------	--

#### 4.5.5 - Crop production

Previous answer Cycle 2 (19/09/2013):

- Not relevant

Relevant	 Not relevant
----------	--

#### 4.5.6 - Commercial wild plant collection

Previous answer Cycle 2 (19/09/2013):

- Not relevant

Relevant	 Not relevant
----------	--

#### 4.5.7 - Subsistence wild plant collection

Previous answer Cycle 2 (19/09/2013):

- Not relevant

Relevant	✕ Not relevant
----------	----------------

#### 4.5.8 - Commercial hunting

Previous answer Cycle 2 (19/09/2013):

- Not relevant

Relevant	✕ Not relevant
----------	----------------

#### 4.5.9 - Subsistence hunting

Previous answer Cycle 2 (19/09/2013):

- Not relevant

Relevant	✕ Not relevant
----------	----------------

#### 4.5.10 - Forestry/Wood production

Previous answer Cycle 2 (19/09/2013):

- Not relevant

Relevant	✕ Not relevant
----------	----------------

#### 4.5.11 - Please comment as necessary on how the factors selected as relevant in 4.5 are affecting the property either negatively or positively

The offshore fishery is essential to Old Town Lunenburg's Outstanding Universal Value. The fishery is currently strong and stable, though the industry continues to evolve and face economic challenges.

### 4.6. Physical resource extraction

#### 4.6.1 - Mining

Previous answer Cycle 2 (19/09/2013):

- Not relevant

Relevant	✕ Not relevant
----------	----------------

#### 4.6.2 - Quarrying

Previous answer Cycle 2 (19/09/2013):

- Not relevant

Relevant	✕ Not relevant
----------	----------------

#### 4.6.3 - Oil and gas

Previous answer Cycle 2 (19/09/2013):

- Not relevant

Relevant	✕ Not relevant
----------	----------------

#### 4.6.4 - Water (extraction)

Previous answer Cycle 2 (19/09/2013):

- Not relevant

Relevant	✕ Not relevant
----------	----------------

#### 4.6.5 - Please comment as necessary on how the factors selected as relevant in 4.6 are affecting the property either negatively or positively

### 4.7. Local conditions affecting physical fabric

#### 4.7.1 - Wind

Previous answer Cycle 2 (19/09/2013):

- Not relevant

✕ Relevant	Not relevant
------------	--------------

	Impact		Origin		Trend of impact		
Impact	🔴 Current	🟡 Potential	🟢 Inside	🟢 Outside	📉 Decreasing	➡ Stable	📈 Increasing
🟢 Positive							
🔴 Negative ✕	✕		✕				📈



#### 4.7.2 - Relative humidity

Previous answer Cycle 2 (19/09/2013):

- Not relevant

✕ Relevant				Not relevant			
	Impact		Origin		Trend of impact		
Impact	🔥 Current	🔥 Potential	📍 Inside	📍 Outside	↘ Decreasing	→ Stable	↗ Increasing
🟢 Positive							
🔴 Negative ✕		✕		✕			↗

#### 4.7.3 - Temperature

Previous answer Cycle 2 (19/09/2013):

- Not relevant

✕ Relevant				Not relevant			
	Impact		Origin		Trend of impact		
Impact	🔥 Current	🔥 Potential	📍 Inside	📍 Outside	↘ Decreasing	→ Stable	↗ Increasing
🟢 Positive							
🔴 Negative ✕		✕		✕			↗

#### 4.7.4 - Radiation/Light

Previous answer Cycle 2 (19/09/2013):

- Not relevant

Relevant	✕ Not relevant
----------	----------------

#### 4.7.5 - Dust

Previous answer Cycle 2 (19/09/2013):

- Not relevant

Relevant	✕ Not relevant
----------	----------------

#### 4.7.6 - Water (rain/water table)

Previous answer Cycle 2 (19/09/2013):

- Not relevant

✕ Relevant				Not relevant			
	Impact		Origin		Trend of impact		
Impact	🔥 Current	🔥 Potential	📍 Inside	📍 Outside	↘ Decreasing	→ Stable	↗ Increasing
🟢 Positive							
🔴 Negative ✕		✕		✕			↗

#### 4.7.7 - Pests

Previous answer Cycle 2 (19/09/2013):

- Not relevant














✕ Relevant				Not relevant			
	Impact		Origin		Trend of impact		
Impact	🔥 Current	🔥 Potential	📍 Inside	📍 Outside	↘ Decreasing	→ Stable	↗ Increasing
🟢 Positive							
🔴 Negative ✕	✕		✕			→	

#### 4.7.8 - Micro-organisms

Previous answer Cycle 2 (19/09/2013):

- Not relevant

✕ Relevant				Not relevant			
	Impact		Origin		Trend of impact		

Impact	 Current	 Potential	 Inside	 Outside	 Decreasing	 Stable	 Increasing
 Positive							
 Negative 							

#### 4.7.9 - Please comment as necessary on how the factors selected as relevant in 4.7 are affecting the property either negatively or positively

Climate change is significantly impacting Nova Scotia. The Town's Environment and Sustainability Discussion Paper and [climatedata.ca](http://climatedata.ca) project higher temperature and participation levels in Lunenburg, increasing by 81% and 15%, respectively. Changes in temperature and humidity levels can accelerate the decay of wooden structures, as well as mould growth. Old Town Lunenburg's public buildings already have significant mould growths and at least one has a rodent infestation.

### 4.8. Social/Cultural uses of heritage

#### 4.8.1 - Ritual/Spiritual/Religious and associative uses

Previous answer Cycle 2 (19/09/2013):


- Not relevant

Relevant	 Not relevant
----------	--

#### 4.8.2 - Society's valuing of heritage

Previous answer Cycle 2 (19/09/2013):

- Relevant, Positive, Negative, Current, Potential, Inside

 Relevant	Not relevant						
	Impact		Origin		Trend of impact		
Impact	 Current	 Potential	 Inside	 Outside	 Decreasing	 Stable	 Increasing
 Positive							
 Negative 							

#### 4.8.3 - Indigenous hunting, gathering and collecting

Previous answer Cycle 2 (19/09/2013):

- Not relevant

Relevant	 Not relevant
----------	--

#### 4.8.4 - Changes in traditional ways of life and knowledge system

Previous answer Cycle 2 (19/09/2013):


- Relevant, Positive, Negative, Current, Inside

 Relevant	Not relevant						
	Impact		Origin		Trend of impact		
Impact	 Current	 Potential	 Inside	 Outside	 Decreasing	 Stable	 Increasing
 Positive							
 Negative 							

#### 4.8.5 - Identity, social cohesion, changes in local population and community

Previous answer Cycle 2 (19/09/2013):

- Relevant, Positive, Negative, Current, Inside













 Relevant	Not relevant						
	Impact		Origin		Trend of impact		
Impact	 Current	 Potential	 Inside	 Outside	 Decreasing	 Stable	 Increasing
 Positive							
 Negative 							

#### 4.8.6 - Impacts of tourism/Visitation/Recreation

Previous answer Cycle 2 (19/09/2013):

- Relevant, Positive, Negative, Current, Inside

 Relevant	Not relevant						
	Impact		Origin		Trend of impact		

Impact	 Current	 Potential	 Inside	 Outside	 Decreasing	 Stable	 Increasing
 Positive							
 Negative 							

#### 4.8.7 - Please comment as necessary on how the factors selected as relevant in 4.8 are affecting the property either negatively or positively

Old Town Lunenburg's significance is poorly understood. There is no visitor plan. Addressing Old Town Lunenburg's status as North America's best-preserved colonial settlement in light of the findings and recommendations of Canada's Truth and Reconciliation Commission, is crucial. Lack of traditional skills training, such as vernacular construction, hinders preservation efforts, while the offshore fishery continues to evolve. Gentrification is evident, with an influx of seasonal residents.

#### 4.9. Other human activities

##### 4.9.1 - Illegal activities

Previous answer Cycle 2 (19/09/2013):

- Not relevant

Relevant	 Not relevant
----------	--

##### 4.9.2 - Deliberate destruction of heritage

Previous answer Cycle 2 (19/09/2013):

- Not relevant

Relevant	 Not relevant
----------	--

##### 4.9.3 - Military training

Previous answer Cycle 2 (19/09/2013):

- Not relevant

Relevant	 Not relevant
----------	--

##### 4.9.4 - War

Previous answer Cycle 2 (19/09/2013):

- Not relevant

Relevant	 Not relevant
----------	--

##### 4.9.5 - Terrorism

Previous answer Cycle 2 (19/09/2013):

- Not relevant

Relevant	 Not relevant
----------	--

##### 4.9.6 - Civil unrest

Previous answer Cycle 2 (19/09/2013):

- Not relevant

Relevant	 Not relevant
----------	--

#### 4.9.7 - Please comment as necessary on how the factors selected as relevant in 4.9 are affecting the property either negatively or positively














#### 4.10. Climate change and severe weather events

##### 4.10.1 - Storms

Previous answer Cycle 2 (19/09/2013):

- Relevant, Negative, Potential, Outside

 Relevant	Not relevant
--	--------------

Impact	Impact		Origin		Trend of impact		
Impact	 Current	 Potential	 Inside	 Outside	 Decreasing	 Stable	 Increasing
 Positive							
 Negative 							

##### 4.10.2 - Flooding

Previous answer Cycle 2 (19/09/2013):

- Not relevant

✕ Relevant				Not relevant			
	Impact		Origin		Trend of impact		
Impact	🔴 Current	🟡 Potential	🟢 Inside	🟢 Outside	📉 Decreasing	→ Stable	📈 Increasing
🟢 Positive							
🔴 Negative ✕	✕		✕	✕			📈

#### 4.10.3 - Drought

Previous answer Cycle 2 (19/09/2013):

- Not relevant

✕ Relevant				Not relevant			
	Impact		Origin		Trend of impact		
Impact	🔴 Current	🟡 Potential	🟢 Inside	🟢 Outside	📉 Decreasing	→ Stable	📈 Increasing
🟢 Positive							
🔴 Negative ✕	✕			✕			📈

#### 4.10.4 - Desertification

Previous answer Cycle 2 (19/09/2013):

- Not relevant

Relevant	✕ Not relevant
----------	----------------

#### 4.10.5 - Changes to oceanic waters

Previous answer Cycle 2 (19/09/2013):

- Not relevant

✕ Relevant				Not relevant			
	Impact		Origin		Trend of impact		
Impact	🔴 Current	🟡 Potential	🟢 Inside	🟢 Outside	📉 Decreasing	→ Stable	📈 Increasing
🟢 Positive							
🔴 Negative ✕	✕		✕	✕			📈

#### 4.10.6 - Temperature change

Previous answer Cycle 2 (19/09/2013):

- Not relevant

✕ Relevant				Not relevant			
	Impact		Origin		Trend of impact		
Impact	🔴 Current	🟡 Potential	🟢 Inside	🟢 Outside	📉 Decreasing	→ Stable	📈 Increasing
🟢 Positive							
🔴 Negative ✕	✕			✕			📈

#### 4.10.7 - Other climate change impacts

Previous answer Cycle 2 (19/09/2013):

- Not relevant

Relevant	✕ Not relevant
----------	----------------

#### 4.10.8 - Please comment as necessary on how the factors selected as relevant in 4.10 are affecting the property either negatively or positively

Climate change impacts include rising sea levels, extreme weather events, and shifts in temperature and precipitation patterns. This endangers Old Town Lunenburg with flooding, erosion, and infrastructure damage. The marine ecosystem is also affected by changing ocean conditions, altering fish distribution and jeopardizing the fishing industry. Increased storms and recent wildfires in Nova Scotia highlight the potential destructiveness of climate change for the district.

#### 4.11. Sudden ecological or geological events

##### 4.11.1 - Volcanic eruption

Previous answer Cycle 2 (19/09/2013):

- Not relevant

Relevant	✕ Not relevant
----------	----------------

#### 4.11.2 - Earthquake

Previous answer Cycle 2 (19/09/2013):

- Not relevant











Relevant	✕ Not relevant
----------	----------------

#### 4.11.3 - Tsunami/Tidal wave

Previous answer Cycle 2 (19/09/2013):

- Not relevant

✕ Relevant	Not relevant
------------	--------------

	Impact		Origin		Trend of impact		
Impact	 Current	 Potential	 Inside	 Outside	 Decreasing	 Stable	 Increasing
 Positive							
 Negative ✕		✕	✕	✕			

#### 4.11.4 - Avalanche/Landslide

Previous answer Cycle 2 (19/09/2013):

- Not relevant











Relevant	✕ Not relevant
----------	----------------

#### 4.11.5 - Erosion and siltation/Deposition

Previous answer Cycle 2 (19/09/2013):

- Not relevant

✕ Relevant	Not relevant
------------	--------------











	Impact		Origin		Trend of impact		
Impact	 Current	 Potential	 Inside	 Outside	 Decreasing	 Stable	 Increasing
 Positive							
 Negative ✕	✕		✕				

#### 4.11.6 - Fire (wildfire)

Previous answer Cycle 2 (19/09/2013):

- Relevant, Negative, Potential, Inside

✕ Relevant	Not relevant
------------	--------------

	Impact		Origin		Trend of impact		
Impact	 Current	 Potential	 Inside	 Outside	 Decreasing	 Stable	 Increasing
 Positive							
 Negative ✕	✕			✕			

#### 4.11.7 - Please comment as necessary on how the factors selected as relevant in 4.11 are affecting the property either negatively or positively

Storm surges are a concern in Lunenburg given its waterfront location. While preparing this report, wildfires were raging across Nova Scotia. The topography of Old Town Lunenburg includes steep hills. Some of the wooden vernacular structures perched on these hills are slipping off their foundations due to erosion. The installation of stone retaining walls would change the materiality of the district. On June 2, 2023, we loss 24 Hopson Street due to a fire.

#### 4.12. Invasive/alien species or hyper-abundant species

##### 4.12.1 - Translocated species

Previous answer Cycle 2 (19/09/2013):

- Not relevant

Relevant	✕ Not relevant
----------	----------------

##### 4.12.2 - Invasive/Alien terrestrial species

Previous answer Cycle 2 (19/09/2013):

- Not relevant

Relevant	✕ Not relevant
----------	----------------

#### 4.12.3 - Invasive/Alien freshwater species

Previous answer Cycle 2 (19/09/2013):

- Not relevant

Relevant	✕ Not relevant
----------	----------------

#### 4.12.4 - Invasive/Alien marine species

Previous answer Cycle 2 (19/09/2013):

- Not relevant

Relevant	✕ Not relevant
----------	----------------

#### 4.12.5 - Hyper-abundant species

Previous answer Cycle 2 (19/09/2013):

- Not relevant

Relevant	✕ Not relevant
----------	----------------

#### 4.12.6 - Modified genetic material

Previous answer Cycle 2 (19/09/2013):

- Not relevant

Relevant	✕ Not relevant
----------	----------------

**4.12.7 - Please comment as necessary on how the factors selected as relevant in 4.12 are affecting the property either negatively or positively**

### 4.13. Management and institutional factors

#### 4.13.1 - Management system/Management plan

✕ Relevant	Not relevant
------------	--------------

	Impact		Origin		Trend of impact		
Impact	🔴 Current	🟡 Potential	🟢 Inside	🟢 Outside	📉 Decreasing	➡ Stable	📈 Increasing
🟢 Positive							
🔴 Negative ✕	✕		✕			➡	

#### 4.13.2 - Legal framework

✕ Relevant	Not relevant
------------	--------------

	Impact		Origin		Trend of impact		
Impact	🔴 Current	🟡 Potential	🟢 Inside	🟢 Outside	📉 Decreasing	➡ Stable	📈 Increasing
🟢 Positive							
🔴 Negative ✕	✕			✕		➡	

#### 4.13.3 - Governance

✕ Relevant	Not relevant
------------	--------------

	Impact		Origin		Trend of impact		
Impact	🔴 Current	🟡 Potential	🟢 Inside	🟢 Outside	📉 Decreasing	➡ Stable	📈 Increasing
🟢 Positive							
🔴 Negative ✕	✕			✕		➡	







#### 4.13.4 - Management activities

Previous answer Cycle 2 (19/09/2013):

- Not relevant














✕ Relevant	Not relevant
------------	--------------

	Impact		Origin		Trend of impact		
Impact	🔴 Current	🟡 Potential	🟢 Inside	🟢 Outside	📉 Decreasing	➡ Stable	📈 Increasing
🟢 Positive							

 Negative 							
--	---	--	---	---	--	---	--














#### 4.13.5 - Financial resources

 Relevant	Not relevant						
--	--------------	--	--	--	--	--	--

	Impact		Origin		Trend of impact		
Impact	 Current	 Potential	 Inside	 Outside	 Decreasing	 Stable	 Increasing
 Positive							
 Negative 							

#### 4.13.6 - Human resources

 Relevant	Not relevant						
--	--------------	--	--	--	--	--	--









	Impact		Origin		Trend of impact		
Impact	 Current	 Potential	 Inside	 Outside	 Decreasing	 Stable	 Increasing
 Positive							
 Negative 							

#### 4.13.7 - Low impact research/monitoring activities

Previous answer Cycle 2 (19/09/2013):

- Relevant, Positive, Current, Inside

 Relevant	Not relevant						
--	--------------	--	--	--	--	--	--











	Impact		Origin		Trend of impact		
Impact	 Current	 Potential	 Inside	 Outside	 Decreasing	 Stable	 Increasing
 Positive							
 Negative 							

#### 4.13.8 - High impact research/monitoring activities

Previous answer Cycle 2 (19/09/2013):

- Not relevant

 Relevant	Not relevant						
--	--------------	--	--	--	--	--	--

	Impact		Origin		Trend of impact		
Impact	 Current	 Potential	 Inside	 Outside	 Decreasing	 Stable	 Increasing
 Positive							
 Negative 							

#### 4.13.9 - Please comment as necessary on how the factors selected as relevant in 4.13 are affecting the property either negatively or positively



Its management plan and heritage by-law have not been updated since 2000. There is almost no management apart from basic regulation requirements. There is no proactive monitoring. The Town of Lunenburg urgently needs financial support from other levels of government.

#### 4.14. Other factor(s)

##### 4.14.1 - Other factor(s)













































































#### 4.15. Factors Summary Table

##### 4.15.1 - Factors Summary Table

Name	Impact		Origin		Trend	
4.1 Buildings and Development						
4.1.1 Housing						
						
4.1.3 Industrial areas						
4.1.5 Interpretative and visitation facilities						

4.2 Transportation Infrastructure						
4.2.1 Ground transport infrastructure						
4.2.4 Marine transport infrastructure						
4.2.5 Effects arising from use of transportation infrastructure						
4.3 Services Infrastructures						
4.3.1 Water infrastructure						
4.4 Pollution						
4.4.1 Pollution of marine waters						
4.4.4 Air pollution						
4.5 Biological resource use/modification						
4.5.1 Fishing/collecting aquatic resources						
4.7 Local conditions affecting physical fabric						
4.7.1 Wind						
4.7.2 Relative humidity						
4.7.3 Temperature						
4.7.6 Water (rain/water table)						
4.7.7 Pests						
4.7.8 Micro-organisms						
4.8 Social/Cultural uses of heritage						
4.8.2 Society's valuing of heritage						
4.8.4 Changes in traditional ways of life and knowledge system						
4.8.5 Identity, social cohesion, changes in local population and community						
4.8.6 Impacts of tourism/Visitation/Recreation						
4.10 Climate change and severe weather events						



4.10.1 Storms						
						
4.10.2 Flooding						
						
4.10.3 Drought						
						
4.10.5 Changes to oceanic waters						
						
4.10.6 Temperature change						
						
4.11 Sudden ecological or geological events						
4.11.3 Tsunami/Tidal wave						
						
4.11.5 Erosion and siltation/Deposition						
						
4.11.6 Fire (wildfire)						
						
4.13 Management and institutional factors						
4.13.1 Management system/Management plan						
						
4.13.2 Legal framework						
						
4.13.3 Governance						
						
4.13.4 Management activities						
						
4.13.5 Financial resources						
						
4.13.6 Human resources						
						
4.13.7 Low impact research/monitoring activities						
						
4.13.8 High impact research/monitoring activities						
						
<b>Legend</b>  Current  Potential  Negative  Positive  Inside  Outside						

## 4.16. Assessment of current and potential positive and negative factors

### 4.16.1 - Assessment of current and potential negative and positive factors

#### 4.1 Buildings and Development





Name	Impact			Origin		Trend
4.1.1 Housing						

Spatial scale - Area affected by the factor							
	Restricted						
	Localised						
X	Extensive						
	Widespread						
Temporal scale - Occurence of the impact							
	One off or rare						
	Intermittent or sporadic						
	Frequent						
X	On-going						
Impact - Impact on the attributes							
	Insignificant						
	Minor						
X	Significant						
	Major						
Management response - Capacity of management to respond							
	High capacity						
	Medium capacity						
X	Low capacity						
	No capacity and / or resources						
Trend - Developement over the last 6 years							
	Decreasing						
	Static						
X	Increasing						

Name	Impact			Origin		Trend
4.1.3 Industrial areas						

Spatial scale - Area affected by the factor	
	Restricted
X	Localised
	Extensive
	Widespread
Temporal scale - Occurence of the impact	
	One off or rare
	Intermittent or sporadic
X	Frequent
	On-going
Impact - Impact on the attributes	
	Insignificant
X	Minor





	Significant
	Major
<b>Management response - Capacity of management to respond</b>	
	High capacity
	Medium capacity
✕	Low capacity
	No capacity and / or resources
<b>Trend - Development over the last 6 years</b>	
	Decreasing
✕	Static
	Increasing

Name	Impact			Origin		Trend
4.1.5 Interpretative and visitation facilities						
						

<b>Spatial scale - Area affected by the factor</b>	
	Restricted
	Localised
	Extensive
✕	Widespread
<b>Temporal scale - Occurrence of the impact</b>	
	One off or rare
	Intermittent or sporadic
	Frequent
✕	On-going
<b>Impact - Impact on the attributes</b>	
	Insignificant
	Minor
✕	Significant
	Major
<b>Management response - Capacity of management to respond</b>	
	High capacity
	Medium capacity
	Low capacity
✕	No capacity and / or resources
<b>Trend - Development over the last 6 years</b>	
	Decreasing
✕	Static
	Increasing

## 4.2 Transportation Infrastructure

Name	Impact	Origin	Trend
------	--------	--------	-------

4.2.1 Ground transport infrastructure						
						

#### Spatial scale - Area affected by the factor

	Restricted
	Localised
	Extensive
✕	Widespread

#### Temporal scale - Occurrence of the impact

	One off or rare
	Intermittent or sporadic
✕	Frequent
	On-going

#### Impact - Impact on the attributes




	Insignificant
	Minor
✕	Significant
	Major

#### Management response - Capacity of management to respond

	High capacity
	Medium capacity
✕	Low capacity
	No capacity and / or resources

#### Trend - Development over the last 6 years

	Decreasing
✕	Static
	Increasing

Name	Impact			Origin		Trend
4.2.4 Marine transport infrastructure						

#### Spatial scale - Area affected by the factor

	Restricted
✕	Localised
	Extensive
	Widespread




#### Temporal scale - Occurrence of the impact

	One off or rare
✕	Intermittent or sporadic
	Frequent
	On-going

#### Impact - Impact on the attributes

	Insignificant
--	---------------

	Minor
✕	Significant
	Major
<b>Management response - Capacity of management to respond</b>	
	High capacity
	Medium capacity
✕	Low capacity
	No capacity and / or resources
<b>Trend - Development over the last 6 years</b>	
✕	Decreasing
	Static
	Increasing

Name	Impact			Origin		Trend
4.2.5 Effects arising from use of transportation infrastructure						
						

<b>Spatial scale - Area affected by the factor</b>	
	Restricted
	Localised
	Extensive
✕	Widespread
<b>Temporal scale - Occurrence of the impact</b>	
	One off or rare
	Intermittent or sporadic
✕	Frequent
	On-going
<b>Impact - Impact on the attributes</b>	
	Insignificant
	Minor
✕	Significant
	Major
<b>Management response - Capacity of management to respond</b>	
	High capacity
	Medium capacity
✕	Low capacity
	No capacity and / or resources
<b>Trend - Development over the last 6 years</b>	
	Decreasing
	Static
✕	Increasing





## 4.3 Services Infrastructures

Name		Impact			Origin		Trend
4.3.1 Water infrastructure							
<b>Spatial scale - Area affected by the factor</b>							
	Restricted						
	Localised						
	Extensive						
	Widespread						
<b>Temporal scale - Occurrence of the impact</b>							
	One off or rare						
	Intermittent or sporadic						
	Frequent						
	On-going						
<b>Impact - Impact on the attributes</b>							
	Insignificant						
	Minor						
	Significant						
	Major						
<b>Management response - Capacity of management to respond</b>							
	High capacity						
	Medium capacity						
	Low capacity						
	No capacity and / or resources						
<b>Trend - Development over the last 6 years</b>							
	Decreasing						
	Static						
	Increasing						

## 4.4 Pollution

Name		Impact			Origin		Trend
4.4.1 Pollution of marine waters							
<b>Spatial scale - Area affected by the factor</b>							
	Restricted						
	Localised						
	Extensive						
	Widespread						
<b>Temporal scale - Occurrence of the impact</b>							
	One off or rare						
	Intermittent or sporadic						
	Frequent						






	On-going
<b>Impact - Impact on the attributes</b>	
	Insignificant
✕	Minor
	Significant
	Major
<b>Management response - Capacity of management to respond</b>	
	High capacity
	Medium capacity
	Low capacity
✕	No capacity and / or resources
<b>Trend - Development over the last 6 years</b>	
	Decreasing
	Static
✕	Increasing

Name	Impact			Origin		Trend
4.4.4 Air pollution						
						

<b>Spatial scale - Area affected by the factor</b>	
	Restricted
	Localised
	Extensive
✕	Widespread
<b>Temporal scale - Occurrence of the impact</b>	
✕	One off or rare
	Intermittent or sporadic
	Frequent
	On-going
<b>Impact - Impact on the attributes</b>	
	Insignificant
✕	Minor
	Significant
	Major
<b>Management response - Capacity of management to respond</b>	
	High capacity
	Medium capacity
	Low capacity
✕	No capacity and / or resources
<b>Trend - Development over the last 6 years</b>	
	Decreasing
	Static





✕	Increasing
---	------------

#### 4.5 Biological resource use/modification

Name	Impact			Origin		Trend
4.5.1 Fishing/collecting aquatic resources						

Spatial scale - Area affected by the factor	
	Restricted
✕	Localised
	Extensive
	Widespread
Temporal scale - Occurrence of the impact	
	One off or rare
	Intermittent or sporadic
	Frequent
✕	On-going
Impact - Impact on the attributes	
	Insignificant
	Minor
✕	Significant
	Major
Management response - Capacity of management to respond	
	High capacity
	Medium capacity
✕	Low capacity
	No capacity and / or resources
Trend - Development over the last 6 years	
	Decreasing
✕	Static
	Increasing





#### 4.7 Local conditions affecting physical fabric

Name	Impact			Origin		Trend
4.7.1 Wind						
						

Spatial scale - Area affected by the factor	
	Restricted
	Localised
	Extensive
✕	Widespread
Temporal scale - Occurrence of the impact	







	One off or rare
✕	Intermittent or sporadic
	Frequent
	On-going
Impact - Impact on the attributes	
	Insignificant
✕	Minor
	Significant
	Major
Management response - Capacity of management to respond	
	High capacity
	Medium capacity
	Low capacity
✕	No capacity and / or resources
Trend - Development over the last 6 years	
	Decreasing
	Static
✕	Increasing

Name	Impact			Origin		Trend
4.7.2 Relative humidity						
						

Spatial scale - Area affected by the factor	
	Restricted
	Localised
	Extensive
✕	Widespread
Temporal scale - Occurrence of the impact	
	One off or rare
✕	Intermittent or sporadic
	Frequent
	On-going
Impact - Impact on the attributes	
	Insignificant
✕	Minor
	Significant
	Major
Management response - Capacity of management to respond	
	High capacity
	Medium capacity
	Low capacity
✕	No capacity and / or resources

Trend - Development over the last 6 years	
	Decreasing
	Static
✕	Increasing

Name	Impact			Origin		Trend
4.7.3 Temperature						
						



Spatial scale - Area affected by the factor	
	Restricted
	Localised
	Extensive
✕	Widespread

Temporal scale - Occurrence of the impact	
	One off or rare
✕	Intermittent or sporadic
	Frequent
	On-going

Impact - Impact on the attributes	
	Insignificant
✕	Minor
	Significant
	Major

Management response - Capacity of management to respond	
	High capacity
	Medium capacity
	Low capacity
✕	No capacity and / or resources




Trend - Development over the last 6 years	
	Decreasing
	Static
✕	Increasing

Name	Impact			Origin		Trend
4.7.6 Water (rain/water table)						
						

Spatial scale - Area affected by the factor	
	Restricted
	Localised
	Extensive
✕	Widespread




Temporal scale - Occurrence of the impact	
---	--

	One off or rare
✕	Intermittent or sporadic
	Frequent
	On-going
Impact - Impact on the attributes	
	Insignificant
✕	Minor
	Significant
	Major
Management response - Capacity of management to respond	
	High capacity
	Medium capacity
	Low capacity
✕	No capacity and / or resources
Trend - Development over the last 6 years	
	Decreasing
	Static
✕	Increasing

Name	Impact			Origin		Trend
4.7.7 Pests						
						

Spatial scale - Area affected by the factor	
	Restricted
✕	Localised
	Extensive
	Widespread
Temporal scale - Occurrence of the impact	
	One off or rare
	Intermittent or sporadic
	Frequent
✕	On-going
Impact - Impact on the attributes	
	Insignificant
	Minor
✕	Significant
	Major
Management response - Capacity of management to respond	
	High capacity
	Medium capacity
✕	Low capacity
	No capacity and / or resources

Trend - Development over the last 6 years	
	Decreasing
✕	Static
	Increasing

Name	Impact			Origin		Trend
4.7.8 Micro-organisms						
						

Spatial scale - Area affected by the factor	
	Restricted
✕	Localised
	Extensive
	Widespread




Temporal scale - Occurrence of the impact	
	One off or rare
	Intermittent or sporadic
	Frequent
✕	On-going

Impact - Impact on the attributes	
	Insignificant
	Minor
✕	Significant
	Major

Management response - Capacity of management to respond	
	High capacity
	Medium capacity
✕	Low capacity
	No capacity and / or resources






Trend - Development over the last 6 years	
	Decreasing
	Static
✕	Increasing

## 4.8 Social/Cultural uses of heritage

Name	Impact			Origin		Trend
4.8.2 Society's valuing of heritage						
						





Spatial scale - Area affected by the factor	
	Restricted
	Localised
	Extensive
✕	Widespread

Temporal scale - Occurrence of the impact	
	One off or rare
	Intermittent or sporadic
	Frequent
X	On-going
Impact - Impact on the attributes	
	Insignificant
	Minor
X	Significant
	Major
Management response - Capacity of management to respond	
	High capacity
X	Medium capacity
	Low capacity
	No capacity and / or resources
Trend - Development over the last 6 years	
	Decreasing
X	Static
	Increasing

Name	Impact			Origin		Trend
4.8.4 Changes in traditional ways of life and knowledge system						
						

Spatial scale - Area affected by the factor	
	Restricted
	Localised
	Extensive
X	Widespread
Temporal scale - Occurrence of the impact	
	One off or rare
	Intermittent or sporadic
X	Frequent
	On-going
Impact - Impact on the attributes	
	Insignificant
	Minor
	Significant
X	Major
Management response - Capacity of management to respond	
	High capacity
X	Medium capacity
	Low capacity

	No capacity and / or resources
<b>Trend - Development over the last 6 years</b>	
	Decreasing
	Static
✕	Increasing

Name	Impact	Origin	Trend
4.8.5 Identity, social cohesion, changes in local population and community			
	 		





<b>Spatial scale - Area affected by the factor</b>	
	Restricted
	Localised
	Extensive
✕	Widespread

<b>Temporal scale - Occurrence of the impact</b>	
	One off or rare
✕	Intermittent or sporadic
	Frequent
	On-going

<b>Impact - Impact on the attributes</b>	
	Insignificant
	Minor
	Significant
✕	Major

<b>Management response - Capacity of management to respond</b>	
	High capacity
	Medium capacity
✕	Low capacity
	No capacity and / or resources





<b>Trend - Development over the last 6 years</b>	
	Decreasing
	Static
✕	Increasing

Name	Impact	Origin	Trend
4.8.6 Impacts of tourism/Visitation/Recreation			
	 		

<b>Spatial scale - Area affected by the factor</b>	
	Restricted
	Localised
	Extensive
✕	Widespread



Temporal scale - Occurrence of the impact	
	One off or rare
	Intermittent or sporadic
✕	Frequent
	On-going
Impact - Impact on the attributes	
	Insignificant
✕	Minor
	Significant
	Major
Management response - Capacity of management to respond	
	High capacity
	Medium capacity
✕	Low capacity
	No capacity and / or resources
Trend - Development over the last 6 years	
	Decreasing
	Static
✕	Increasing

#### 4.10 Climate change and severe weather events

Name	Impact			Origin		Trend
4.10.1 Storms						
						

Spatial scale - Area affected by the factor	
	Restricted
	Localised
✕	Extensive
	Widespread
Temporal scale - Occurrence of the impact	
	One off or rare
✕	Intermittent or sporadic
	Frequent
	On-going
Impact - Impact on the attributes	
	Insignificant
	Minor
✕	Significant
	Major
Management response - Capacity of management to respond	
	High capacity
	Medium capacity

✕	Low capacity
	No capacity and / or resources
<b>Trend - Development over the last 6 years</b>	
	Decreasing
	Static
✕	Increasing

Name	Impact			Origin		Trend
4.10.2 Flooding						
						

#### Spatial scale - Area affected by the factor

	Restricted
✕	Localised
	Extensive
	Widespread

#### Temporal scale - Occurrence of the impact

	One off or rare
✕	Intermittent or sporadic
	Frequent
	On-going

#### Impact - Impact on the attributes


	Insignificant
	Minor
✕	Significant
	Major

#### Management response - Capacity of management to respond

	High capacity
	Medium capacity
✕	Low capacity
	No capacity and / or resources

#### Trend - Development over the last 6 years

	Decreasing
	Static
✕	Increasing






Name	Impact			Origin		Trend
4.10.3 Drought						
						

#### Spatial scale - Area affected by the factor

	Restricted
	Localised
	Extensive







✕	Widespread
<b>Temporal scale - Occurrence of the impact</b>	
✕	One off or rare
	Intermittent or sporadic
	Frequent
	On-going
<b>Impact - Impact on the attributes</b>	
	Insignificant
✕	Minor
	Significant
	Major
<b>Management response - Capacity of management to respond</b>	
	High capacity
	Medium capacity
	Low capacity
✕	No capacity and / or resources
<b>Trend - Development over the last 6 years</b>	
	Decreasing
	Static
✕	Increasing

Name	Impact			Origin		Trend
4.10.5 Changes to oceanic waters						
						

<b>Spatial scale - Area affected by the factor</b>	
	Restricted
✕	Localised
	Extensive
	Widespread
<b>Temporal scale - Occurrence of the impact</b>	
	One off or rare
✕	Intermittent or sporadic
	Frequent
	On-going
<b>Impact - Impact on the attributes</b>	
	Insignificant
✕	Minor
	Significant
	Major
<b>Management response - Capacity of management to respond</b>	
	High capacity
	Medium capacity

	Low capacity
✕	No capacity and / or resources
<b>Trend - Development over the last 6 years</b>	
	Decreasing
	Static
✕	Increasing

Name	Impact			Origin		Trend
4.10.6 Temperature change						
						

#### Spatial scale - Area affected by the factor

	Restricted
	Localised
	Extensive
✕	Widespread

#### Temporal scale - Occurrence of the impact

	One off or rare
✕	Intermittent or sporadic
	Frequent
	On-going

#### Impact - Impact on the attributes

	Insignificant
	Minor
✕	Significant
	Major





#### Management response - Capacity of management to respond

	High capacity
	Medium capacity
	Low capacity
✕	No capacity and / or resources

#### Trend - Development over the last 6 years

	Decreasing
	Static
✕	Increasing





## 4.11 Sudden ecological or geological events

Name	Impact			Origin		Trend
4.11.3 Tsunami/Tidal wave						
						

#### Spatial scale - Area affected by the factor





	Restricted
✕	Localised

	Extensive
	Widespread
Temporal scale - Occurrence of the impact	
✕	One off or rare
	Intermittent or sporadic
	Frequent
	On-going
Impact - Impact on the attributes	
	Insignificant
	Minor
✕	Significant
	Major
Management response - Capacity of management to respond	
	High capacity
	Medium capacity
	Low capacity
✕	No capacity and / or resources
Trend - Development over the last 6 years	
	Decreasing
	Static
✕	Increasing

Name	Impact			Origin		Trend
4.11.5 Erosion and siltation/Deposition						
						

Spatial scale - Area affected by the factor	
	Restricted
✕	Localised
	Extensive
	Widespread
Temporal scale - Occurrence of the impact	
	One off or rare
✕	Intermittent or sporadic
	Frequent
	On-going
Impact - Impact on the attributes	
	Insignificant
	Minor
✕	Significant
	Major
Management response - Capacity of management to respond	
	High capacity

	Medium capacity
✕	Low capacity
	No capacity and / or resources
<b>Trend - Development over the last 6 years</b>	
	Decreasing
	Static
✕	Increasing

Name	Impact	Origin	Trend
4.11.6 Fire (wildfire)			
	 		

#### Spatial scale - Area affected by the factor

	Restricted
	Localised
	Extensive
✕	Widespread

#### Temporal scale - Occurrence of the impact

✕	One off or rare
	Intermittent or sporadic
	Frequent
	On-going

#### Impact - Impact on the attributes

	Insignificant
✕	Minor
	Significant
	Major





#### Management response - Capacity of management to respond

	High capacity
	Medium capacity
	Low capacity
✕	No capacity and / or resources

#### Trend - Development over the last 6 years

	Decreasing
	Static
✕	Increasing




## 4.13 Management and institutional factors

Name	Impact	Origin	Trend
4.13.1 Management system/Management plan			
	 		

#### Spatial scale - Area affected by the factor





	Restricted
--	------------

	Localised
	Extensive
X	Widespread
Temporal scale - Occurrence of the impact	
	One off or rare
	Intermittent or sporadic
	Frequent
X	On-going
Impact - Impact on the attributes	
	Insignificant
	Minor
	Significant
X	Major
Management response - Capacity of management to respond	
	High capacity
X	Medium capacity
	Low capacity
	No capacity and / or resources
Trend - Development over the last 6 years	
	Decreasing
X	Static
	Increasing

Name	Impact	Origin	Trend
4.13.2 Legal framework			
			

Spatial scale - Area affected by the factor	
	Restricted
	Localised
	Extensive
X	Widespread
Temporal scale - Occurrence of the impact	
	One off or rare
	Intermittent or sporadic
	Frequent
X	On-going
Impact - Impact on the attributes	
	Insignificant
	Minor
X	Significant
	Major
Management response - Capacity of management to respond	

	High capacity
✕	Medium capacity
	Low capacity
	No capacity and / or resources
<b>Trend - Development over the last 6 years</b>	
	Decreasing
✕	Static
	Increasing

Name	Impact	Origin	Trend
4.13.3 Governance			
	 		

#### Spatial scale - Area affected by the factor

	Restricted
	Localised
	Extensive
✕	Widespread

#### Temporal scale - Occurrence of the impact

	One off or rare
	Intermittent or sporadic
	Frequent
✕	On-going

#### Impact - Impact on the attributes






	Insignificant
✕	Minor
	Significant
	Major

#### Management response - Capacity of management to respond

	High capacity
✕	Medium capacity
	Low capacity
	No capacity and / or resources

#### Trend - Development over the last 6 years




	Decreasing
✕	Static
	Increasing

Name	Impact	Origin	Trend
4.13.4 Management activities			
	 	 	

#### Spatial scale - Area affected by the factor






	Restricted
--	------------

	Localised
	Extensive
✕	Widespread
Temporal scale - Occurrence of the impact	
	One off or rare
	Intermittent or sporadic
	Frequent
✕	On-going
Impact - Impact on the attributes	
	Insignificant
	Minor
	Significant
✕	Major
Management response - Capacity of management to respond	
	High capacity
	Medium capacity
	Low capacity
✕	No capacity and / or resources
Trend - Development over the last 6 years	
	Decreasing
✕	Static
	Increasing

Name	Impact			Origin		Trend
4.13.5 Financial resources						
						

Spatial scale - Area affected by the factor	
	Restricted
	Localised
	Extensive
✕	Widespread
Temporal scale - Occurrence of the impact	
	One off or rare
	Intermittent or sporadic
	Frequent
✕	On-going
Impact - Impact on the attributes	
	Insignificant
	Minor
	Significant
✕	Major
Management response - Capacity of management to respond	






	High capacity
	Medium capacity
✕	Low capacity
	No capacity and / or resources
<b>Trend - Development over the last 6 years</b>	
	Decreasing
	Static
✕	Increasing

Name	Impact	Origin	Trend
4.13.6 Human resources			
	 	 	

<b>Spatial scale - Area affected by the factor</b>	
	Restricted
	Localised
✕	Extensive
	Widespread
<b>Temporal scale - Occurrence of the impact</b>	
	One off or rare
	Intermittent or sporadic
	Frequent
✕	On-going

<b>Impact - Impact on the attributes</b>	
	Insignificant
✕	Minor
	Significant
	Major






<b>Management response - Capacity of management to respond</b>	
	High capacity
	Medium capacity
	Low capacity
✕	No capacity and / or resources
<b>Trend - Development over the last 6 years</b>	
	Decreasing
✕	Static
	Increasing

Name	Impact	Origin	Trend
4.13.7 Low impact research/monitoring activities			
	 	 	

<b>Spatial scale - Area affected by the factor</b>	
	Restricted



	Localised
	Extensive
✕	Widespread
Temporal scale - Occurrence of the impact	
	One off or rare
	Intermittent or sporadic
	Frequent
✕	On-going
Impact - Impact on the attributes	
	Insignificant
	Minor
✕	Significant
	Major
Management response - Capacity of management to respond	
	High capacity
	Medium capacity
	Low capacity
✕	No capacity and / or resources
Trend - Development over the last 6 years	
	Decreasing
✕	Static
	Increasing

Name	Impact			Origin		Trend
4.13.8 High impact research/monitoring activities						
						

Spatial scale - Area affected by the factor	
	Restricted
	Localised
	Extensive
✕	Widespread
Temporal scale - Occurrence of the impact	
	One off or rare
	Intermittent or sporadic
	Frequent
✕	On-going
Impact - Impact on the attributes	
	Insignificant
	Minor
✕	Significant
	Major
Management response - Capacity of management to respond	

	High capacity
	Medium capacity
	Low capacity
✕	No capacity and / or resources
<b>Trend - Development over the last 6 years</b>	
	Decreasing
✕	Static
	Increasing

#### 4.17. Serial inscriptions (national or transnational)

##### 4.17.1 - If your property is a serial inscription (national or transnational) please identify which components of the property are impacted by each factor

N/A

#### 4.18. Prediction of the state of conservation at next cycle of Periodic Reporting.

##### 4.18.1 - Please predict what the state of conservation of each attribute will be approximately 6 years from now (at the time of the next cycle of Periodic Reporting)

	Attribute	Preserved	Compromised	Seriously compromised	Lost
4.18.1.1	intact town plan of geometrically regular streets and blocks		✕		
4.18.1.2	surviving allocation for public spaces and fortifications				✕
4.18.1.3	surviving distinction between urban and non-urban areas		✕		
4.18.1.4	residential and commercial buildings built close together	✕			
4.18.1.5	preservation of wood houses and public buildings			✕	

#### 5. Protection and Management of the Property

##### 5.1. Boundaries and Buffer Zones

###### 5.1.1 - Are the boundaries of the World Heritage property adequate to maintain the property's Outstanding Universal Value?

The boundaries are **adequate to maintain** the property's Outstanding Universal Value

###### 5.1.2 - Are the boundaries of the World Heritage property known and recognised?

The boundaries **are known** by the management authority **but are not known** by local communities/landowners

###### 5.1.3 - Are the buffer zone(s) of the World Heritage property adequate to maintain the property's Outstanding Universal Value?

The buffer zones **do not limit** the ability to maintain the property's Outstanding Universal Value but they could be improved

###### 5.1.4 - Are the boundaries of the buffer zones known and recognised?

The buffer zones of the World Heritage property **are known and recognised** by the management authority **but are not known** by local communities/landowners

###### 5.1.5 - Comments, conclusions and/or recommendations related to boundaries and buffer zones of the World Heritage property

Following the broader lack of clarity surrounding reporting, there is little guidance on what the World Heritage Buffer Zone means regarding how it should be managed and the Town's reporting obligations. Unfortunately, this World Heritage Buffer Zone does not align with UNESCO's current policies. First, the buffer zone does not surround the district. Second, while managed under the Town's Land Use By-law, the World Heritage Buffer Zone is not legally protected for heritage reasons.

##### 5.2. Protective Measures

###### 5.2.1 - Protective designation (legal, regulatory, contractual, planning, institutional and/or traditional).

- Old Town Lunenburg is a nationally-designated historic site which is entirely privately owned by individual owners, with no plan for public acquisition of privately-owned property. There is no federally-owned property in Old Town Lunenburg, and only one provincially-owned and operated Museum, the Fisheries Museum of the Atlantic.
- The 419 buildings in the Old Town are in multiple (private and public) ownership. Parks, streets, and public buildings are publicly owned and accessible to visitors.
  - At federal level, the Old Town is designed a National Historical District; the Lunenburg Academy (101 Kaulback Street) is designed of national architectural significance as an outstanding example of late 19<sup>th</sup> century school architecture. St. John's Anglican & Knaut/Rhuland House are Nat. Hist. Sites. There are also 38 provincially recognized heritage properties within the UNESCO boundaries.
  - Under the enabling legislation of the Nova Scotia Heritage Property Act 1989, as amended by 1991, the Town of Lunenburg enacted a Heritage Conservation District Bylaw in 2001.
- A variety of legislation is involved in the protection and management of the cultural and natural resources of Old Town Lunenburg. There are two key pieces of Provincial enabling legislation: the Municipal Government Act and the Heritage Property Act. The Municipal Government Act has enabled Council to adopt a Municipal Planning Strategy, Land Use By-law and Subdivision By-law, through which the location of uses, division of land and in

identified areas, the appearance of structures, is regulated. The Heritage Property Act has enabled Council to adopt a Heritage By-law, through which a Heritage Advisory Committee was established, and which regulates the appearance of properties which were individually municipally designated prior to the adoption of the HCDP, By-law and Guidelines in 2000. The Heritage Property Act has also enabled the adoption of the HCDP, By-law and Guidelines, through which Council controls the demolition and appearance of all structures within Old Town Lunenburg; this acts as a separate layer of regulation on municipally designated properties in Old Town Lunenburg, and regulates municipally designated properties outside of Old Town Lunenburg.

Source: Advisory Body Evaluation, Periodic Reporting Cycle 1, Periodic Reporting Cycle 2

#### Comment

There are only 6 provincially registered heritage properties in Old Town - not 38 as noted above. The Heritage Conservation District By-law was implemented in 2000 - not 2001.

#### 5.2.2 - Please list any legislation and other measures (regulatory -including spatial planning- contractual, institutional or traditional) not included in 5.2.1 and indicate the category

#### 5.2.3 - Is the legal framework (i.e. legislation and/or regulation including spatial planning) adequate for maintaining the Outstanding Universal Value including conditions of Integrity and/or Authenticity of the property?

An **adequate legal framework** for maintaining of the Outstanding Universal Value including conditions of Authenticity and/or Integrity of the World Heritage property exists **but there are some deficiencies in implementation**

#### 5.2.4 - Is the legal framework (i.e. legislation and/or regulation) adequate in the buffer zone for maintaining the Outstanding Universal Value including conditions of Integrity and/or Authenticity of the property?

An **adequate legal framework** in the buffer zone for maintaining the Outstanding Universal Value including conditions of Authenticity and/or Integrity of the World Heritage property exists **but there are some deficiencies in implementation**

#### 5.2.5 - Is the legal framework (i.e. legislation and/or regulation) in the broader setting of the World Heritage property adequate for maintaining the Outstanding Universal Value including conditions of Integrity and/or Authenticity of the property?

The **legal framework** for the broader setting of the World Heritage property provides an **adequate basis for** effective management and protection of the property, contributing to the maintenance of its Outstanding Universal Value including conditions of Authenticity and/or Integrity

#### 5.2.6 - Can the legal framework (i.e. legislation and/or regulation) be enforced?

There are **major deficiencies in capacity/resources** to enforce legislation and/or regulation in the World Heritage property

#### 5.2.7 - Please provide a short summary of how the legislation, including spatial planning and other regulation, works in practice

Old Town Lunenburg World Heritage Site and Buffer Zone have multiple provincial heritage properties whose alteration must be reviewed by the Province of Nova Scotia. There is little other contact re. heritage. The Government of Nova Scotia owns property along the waterfront and supports the Fisheries Museum of the Atlantic. Otherwise, Old Town Lunenburg's management is exclusively municipal and local. Canadian National Historic Site designation provide no legal protection to heritage properties

#### 5.2.8 - Comments, conclusions and/or recommendations about the information related to the measures taken to protect the World Heritage property

Old Town Lunenburg World Heritage Site needs additional resources and staff. A comprehensive management plan should be developed, and additional provincial and federal support given to conserving this World Heritage Site. Weak provincial heritage legislation has left Old Town Lunenburg vulnerable to demolition by neglect. While the Town has recently hired a new Heritage Officer and is currently updating its Old Town Lunenburg Heritage Conservation Plan and By-law, the Town of Lunenburg does not have adequate human or financial resources to adequately manage and conserve Old Town Lunenburg.

### 5.3. Management System/Management Plan

#### 5.3.1 - Please check the box which most closely match the character of the governance and management system of the property

Local community management

If 'Other', please specify

#### 5.3.2 - Management System: Please indicate which of the various management tools listed below are used to help protect the property.

A statutory Management Plan or zoning plan for the property.

#### 5.3.3 - Please give a brief description of the management system currently in place at your property

The Town's Comprehensive Community Plan includes heritage provisions. While Old Town Lunenburg is protected under Nova Scotia's Heritage Property Act, it lacks proper management. This is evidenced in the lack of planning documents currently in place. The Town is drafting a new Old Town Lunenburg Heritage Conservation Plan & Bylaw. However, a lack of resources to undertake the studies and work needed to properly research, interpret and manage the site is a major issue facing the Town of Lunenburg

#### 5.3.4 - Management Documents

#### Comment

Old Town Lunenburg Heritage Conservation District Plan and By-law (HCD) Comprehensive Community Plan (CCP) Municipal Planning Strategy (MPS) and Land Use By-law (LUB) Subdivision By-law (SB) The CPP includes heritage provisions. The LUB and SB are not heritage documents but have been written to not counteract the HCD.

#### 5.3.5 - Has any use been made of the 2011 Recommendation on the Historic Urban Landscape in developing policies and best practices for the protection of this property?

No use has been made of the 2011 Recommendation on the Historic Urban Landscape

**5.3.6 - If the Historic Urban Landscape Recommendation has been used at this property, please describe briefly what has been done.**

**5.3.7 - Has any use been made of the Policy Document on the Impacts of Climate Change on World Heritage Properties at the property?**

No use has been made of the World Heritage Policy for Climate Change

**5.3.8 - If the Climate Change policy has been used, please briefly describe what has been done along with any research on the impacts of Climate Change on the property:**

**5.3.9 - Has any use been made of the Strategy for Reducing Risks from Disasters at World Heritage Properties at the property ?**

No use has been made of the Strategy for Reducing Risks from Disasters at World Heritage Properties

**5.3.10 - If the Strategy for Reducing Risks from Disasters at World Heritage Properties has been used, please briefly describe what has been done**

**5.3.11 - Rate the coordination between the various levels of administration (i.e. national/federal; regional/provincial/state; local/municipal etc.) involved in the management of the World Heritage property**

There is **little coordination** between the range of administrative bodies involved in the management of the property

**5.3.12 - Is the management system/plan adequate to maintain the property's Outstanding Universal Value?**

The management system/plan is **only partially adequate** to maintain the property's Outstanding Universal Value

**5.3.13 - Is the management system being implemented?**

The management system is being **only partially implemented**

**5.3.14 - Is there an annual work/action plan and is it being implemented?**

No annual work/action plan exists and it is **not needed**

**5.3.15 - Does the management system include formal mechanisms and procedures that ensure participation and contribution of the following groups, living within or near the World Heritage property and/or buffer zone in management decisions that maintain the Outstanding Universal Value of the property?**

		Not applicable	No mechanisms for participation	Some participation	Direct participation	Transformative participation in all relevant decision processes
5.3.15.1	Local communities				×	
5.3.15.2	Local authorities				×	
5.3.15.3	Landowners in the property and the buffer zone				×	
5.3.15.4	Indigenous peoples		×			
5.3.15.5	Women				×	
5.3.15.6	Other specific groups		×			
	If you selected, 'Other specific groups' please specify	There are no specific, local mechanisms in place for Indigenous or African Nova Scotian involvement.				

**5.3.16 - Please rate the cooperation/relationship between the World Heritage property managers/coordinators/staff and the following groups**

		Not applicable	Non-existent	Poor	Fair	Good
5.3.16.1	Local communities					×
5.3.16.2	Local/Municipal authorities					×
5.3.16.3	Indigenous peoples		×			
5.3.16.4	Landowners				×	
5.3.16.5	Women		×			
5.3.16.6	Youth/Children		×			
5.3.16.7	Researchers		×			
5.3.16.8	Local Visitors/Tourists		×			
5.3.16.9	National/International tourists		×			
5.3.16.10	Tourism Industry		×			

5.3.16.11	Local businesses and industries			×		
5.3.16.12	NGOs			×		
5.3.16.13	Other specific groups	×				
	If you selected 'Other specific groups', please specify					

**5.3.17 - Please rate the extent to which the management system of your property contributes towards achieving the objectives of the World Heritage Committee's Policy for the Integration of a Sustainable Development Perspective into the Processes of the *World Heritage Convention***

		Not applicable	No contribution	Limited	Significant	Full achievement
5.3.17.1	The management system of the property contributes to gender equality		×			
5.3.17.2	The management system of the property provides ecosystem services/benefits to the local community (e.g. fresh air, water, food, medicinal plants)			×		
5.3.17.3	The management system of the property contributes to social inclusion and equity, improving opportunities for all, irrespective of age, sex, disability, ethnicity, origin, religion or economic or other status		×			
5.3.17.4	The management system of the property integrates a human rights-based approach		×			
5.3.17.5	The management system of the property contributes to fostering inclusive local economic development, and to enhancing livelihood			×		
5.3.17.6	The management system of the property contributes to conflict prevention, including respect for cultural diversity within and around the World Heritage property		×			

**5.3.18 - Please provide further details on the ratings of the management system given in the table above**

Located in a democratic State with a commitment to human rights, Old Town Lunenburg's management is fair and equitable. For example, regulations are applied fairly and legal requirements around public hearings are followed. However, The Town of Lunenburg needs to reassess its heritage recognition's coloniality. Its management includes no provisions around equity and inclusion. Anyone may contribute, but not everyone does and little outreach is done.

**5.3.19 - Comments, conclusions and/or recommendations related to the management system/plan**

Old Town Lunenburg's regulation and management are poor, but some improvement is anticipated in the next year to five years. Since 2018, the Town of Lunenburg has been working on a new Old Town Lunenburg Heritage Conservation District Plan and By-law. The Plan and By-law follow a value-based heritage management approach. Over the past year, the Town of Lunenburg has created a new Department of Community Development that includes planning, recreation, tourism and economics.

## 6. Financial and Human Resources

### 6.1. Funding

**6.1.1 - If your funding sources do not exactly fit those shown, put the relevant amounts against the funding type that most closely represents your situation, and use the comment box below to provide more details.**

		Project costs	Running costs
6.1.1.1	Multilateral funding (GEF, World Bank, etc.)	0 %	0 %
6.1.1.2	Bilateral international funding	0 %	0 %
6.1.1.3	World Heritage Fund (International Assistance)	0 %	0 %
6.1.1.4	Contribution from other conventions and programmes	0 %	0 %
6.1.1.5	International donations (NGOs, foundations, etc.)	0 %	0 %
6.1.1.6	Governmental (national/federal)	5 %	0 %
6.1.1.7	Governmental (regional/provincial/state)	5 %	5 %
6.1.1.8	Governmental (local/municipal)	90 %	95 %
6.1.1.9	In-country donations (NGOs, foundations, etc.)	0 %	0 %
6.1.1.10	Individual visitor charges (e.g. entry, toilets, parking, camping fees, etc.)	0 %	0 %
6.1.1.11	Commercial activities (e.g. merchandising and catering, filming permit, concessions, etc.)	0 %	0 %
6.1.1.12	Other	0 %	0 %
		Total 100 %	Total 100 %

6.1.2 - Please comment here on any other aspects of funding sources not covered in the table above

The Town has shouldered stewarding Old Town Lunenburg and is in desperate need of funding. Businesses and private individuals do not receive support to conserve their properties. Averages are approximate. The Town is working towards compiling funding information.

6.1.3 - Is the current budget sufficient to manage the World Heritage property effectively?

The available **budget is inadequate** for basic management needs and presents a serious constraint to the capacity to manage

6.1.4 - Are the existing sources of funding secure and likely to remain so?

The existing sources of funding are **not secure**

6.1.5 - Comments, conclusion, and/or recommendations related to finance and infrastructure

For the past twenty years, the Town of Lunenburg has argued through reports and news media that the Town needs significant financial support to conserve Old Town Lunenburg World Heritage Site. Lunenburg's heritage status has placed a planning, maintenance, and operating burden on the Town beyond what other municipalities of its size face that is unsustainable. Parks Canada has supplied occasional cost-sharing grants for individual restoration works.

6.1.6 - Estimate the distribution of men and women involved in the management, conservation, interpretation of the World Heritage properties and the extent to which they are drawn from local communities.

		From local communities %	From elsewhere %
6.1.6.1	Men	50 %	0 %
6.1.6.2	Women	50 %	0 %
		Total 100 %	Total 0 %

6.1.7 - Are available human resources adequate to manage the World Heritage property?

Human resources **partly meet** the management needs of the World Heritage property

6.1.8 - Considering the management needs of the World Heritage property, please rate the availability of professionals in the following disciplines

Conservation	Poor
Environmental sustainability	Poor
Community participation and inclusion	Fair
Risk preparedness	Not available
Capacity development and education	Not available
Administration	Fair
Research and monitoring	Not available
Awareness raising and public information/communication	Not available
Marketing and promotion	Not available
Interpretation	Poor
Visitor management/tourism	Poor
Enforcement (custodians, police)	Not available

6.1.9 - Please rate the availability of training opportunities for the management of the World Heritage property in the following disciplines

Conservation	Poor
Environmental sustainability	Poor
Community participation and inclusion	Poor
Risk preparedness	Poor
Capacity development and education	Poor
Administration	Poor
Research and monitoring	Poor
Awareness raising and public information/communication	Poor
Marketing and promotion	Poor
Interpretation	Poor
Visitor management/tourism	Not available

**6.1.10 - Has any use been made of the World Heritage Strategy for Capacity Building at the property?**

**Some use** has been made of the World Heritage Strategy for Capacity Building

**6.1.11 - If the World Heritage Strategy for Capacity Building has been used, please briefly describe what has been done.**

The World Heritage Strategy has been reviewed but due to lack of funding and staff resources, we cannot implement it.

**6.1.12 - Are there site-specific capacity building plans or programmes that develop local expertise and that contribute to the transfer of skills for the conservation and management of the World Heritage property?**

There is **no site-based** capacity building plan or programme in place; management is implemented by external staff and skills are not transferred

**6.1.13 - Comments, conclusions and/or recommendations related to human resources, expertise and training**

The above options do not address our reality. A new section should be added - "There is no site-based capacity building plan or programme in place." Any opportunities available in Canada are outside the Town's budget, as is hiring additional permanent staff.

**7. Scientific Studies and Research Projects****7.1 - Is there adequate knowledge (scientific or traditional) about the values and attributes of the World Heritage property to support planning, management and decision-making to ensure that Outstanding Universal Value is maintained?**

Knowledge about the values and attributes of the World Heritage property is **insufficient**

**7.2 - Is there a planned programme of research at the property which is directed towards management needs and/or improving understanding of Outstanding Universal Value?**

There is **no research** taking place in the World Heritage property **despite an identified need**

**7.3 - Are results from research programmes publicly available and disseminated?**

Research results are **not shared at any level**

**7.4 - Comments, conclusions and/or recommendations related to scientific studies and research projects**

We do not have the capacity or funding needed to undertake scientific studies or research projects.

**8. Education, Information and Awareness Building****8.1 - Please rate the awareness and understanding of the existence and justification for inscription of the World Heritage property amongst the following groups**

Local communities	Poor
Local/municipal authorities	Fair
Indigenous peoples	Poor
Landowners	Poor
Women	Poor
Youth/children	Poor
Researchers	Fair
Local visitors	Poor
National/international tourists	Poor
Tourism industry	Poor
Local businesses and industries	Poor
NGOs	Poor
Other specific groups	Not applicable
If you selected 'Other specific groups', please describe	

**8.2 - Does the property have a heritage education programme(s) for children and/or youth, that can contribute to a better understanding of heritage, promote diversity and foster intercultural dialogue?**

There is **no education and awareness programme** for children and/or youth, despite an identified need

**8.3 - Who are the target audiences for education and awareness programmes at your property?**

Local communities
Local/municipal authorities
Landowners
Local Visitors

National/international tourists
Local businesses and industries

#### 8.4 - Please rate the adequacy of the following visitor facilities and services at the World Heritage property for education, information, interpretation and awareness building

Visitor centre	Not provided but needed
Site museum	Not needed
Information booths	Not needed
Guided tours	Not provided but needed
Trails/routes	Not needed
Printed information materials	Not provided but needed
Online (website, social media, etc.)	Not provided but needed
Transportation facilities	Not needed
Other	Not needed
If 'Other' is selected, please specify	

#### 8.5 - Comments, conclusions and/or recommendations related to education, information and awareness building

We lack funding and staff capacity to undertake any additional awareness building. Town efforts are directed solely towards by-law enforcement and property owners. While the Fisheries Museum of the Atlantic excellently interprets the Atlantic fisheries, its collecting mandate does not adequately encompass Lunenburg's material culture and planning history to be considered a World Heritage interpretation or research center. We need interpretation and education upgrades and infrastructure.

### 9. Visitor Management

#### 9.1 - Please provide estimated annual visitor numbers (including national and international visitors) since the last Periodic Report

unknown / unknown / unknown / unknown / unknown /

#### 9.2 - What information sources are used to collect visitor statistics?

Other

unknown

#### 9.3 - What is the average length stay of a visitor to the World Heritage property?

One day (no overnight stay)

#### 9.4 - Please provide the source of information

We have no source for this information. We do not collect it, and as far as we are aware, no one else is collecting this information either.

#### 9.5 - What is the approximate average daily visitor expenditure? (Please provide an estimated monetary figure in USD)

unknown / unknown / unknown / 0 / unknown / unknown /

#### 9.6 - Please provide the source of information

We have no source for this information. We do not collect it, and as far as we are aware, no one else is collecting this information either.

#### 9.7 - Does the management system/plan for the World Heritage property include a strategy with an action plan to manage visitors, tourism activity and its derived economic, socio-cultural and environmental impacts?

There is **no strategy** to manage visitors, tourism activity and its derived impacts on the World Heritage property

#### 9.8 - Please provide any comments relating to the answer provided above in question 9.7

#### 9.9 - Is visitor use effectively managed to maintain the Outstanding Universal Value of the property?

Visitor use of the World Heritage property is **not being actively managed despite an identified need**

#### 9.10 - Is the effectiveness of tourism management regularly monitored?

No

If a different system, please specify

#### 9.11 - How does the tourism industry cooperate with the site management to improve visitor experiences and maintain the Outstanding Universal Value of the World Heritage property?

Although the tourism industry is active in the property, there is **no contact** between those responsible for the World Heritage property and the tourism industry

#### 9.12 - How well is the information on the Outstanding Universal Value of the property presented and interpreted?

The Outstanding Universal Value of the property is **not adequately presented and interpreted**

#### 9.13 - At how many locations is the World Heritage emblem displayed at the property?

Old Town Lunenburg



In **many locations**, but **not easily visible** to visitors

**9.14 - How does visitor/tourism revenue (e.g. entry charges, permits) contribute to the management of the World Heritage property?**

**No fees** are collected

**9.15 - Are there locally driven sustainable tourism initiatives?**

No

If 'Yes', please specify

**9.16 - Are the benefits of tourism shared with local communities?**

No

If 'Yes', please specify

**9.17 - Comments, conclusions and/or recommendations related to visitation/tourism/public use of the World Heritage property**

There is no visitation or tourism management and no data collected. It is impossible to answer any of these questions.

**10. Monitoring**

**10.1 - Is there a monitoring programme at the property directed towards management needs and/or towards improving the understanding of the Outstanding Universal Value?**

There is **no monitoring** taking place at the World Heritage property or buffer zone despite an identified need

**10.2 - Is necessary information available in order to define key indicators for measuring the state of conservation and are they used in monitoring how the Outstanding Universal Value of the property is being maintained?**

There is **little or no information available** on the values of the World Heritage property to define key indicators

**10.3 - Are key indicators defined and in place for the following principal aspects of the property?**

	Extend of indicators	Not applicable	No indicators	Indicators have been defined but are not yet in use	Indicators are in place and in use since the last Periodic Reporting cycle
10.3.1	State of conservation		✗		
10.3.2	Effectiveness of the management system		✗		
10.3.3	Character of governance		✗		
10.3.4	Appropriate synergy with other conservation designations		✗		
10.3.5	Contribution to sustainable development		✗		
10.3.6	Capacity development		✗		

**10.4 - Please provide information on relevant key indicators adopted at the property**

**10.5 - Please rate the level of involvement in monitoring of the following groups:**

World Heritage managers/coordinators and staff	Not applicable
Local/municipal authorities	Not applicable
Local communities	Not applicable
Indigenous peoples	Not applicable
Landowners	Not applicable
Women	Not applicable
Researchers	Not applicable
Tourism industry	Not applicable
Local businesses and industry	Not applicable
NGOs	Not applicable
Other specific groups	Not applicable
If you selected 'Other specific groups', please specify	

## 10.6 - Has the State Party implemented relevant recommendations arising from the World Heritage Committee?

No relevant Committee recommendations to implement

## 10.7 - Please provide comments relevant to the implementation of recommendations from the World Heritage Committee.

## 10.8 - Comments, conclusions and/or recommendations related to Monitoring

There is currently no systematic monitoring taking place. The Town has never used value-based management or comprehensively identified contributing attributes. A new Statement of Significance, including a list of attributes, is included in the draft Old Town Lunenburg Heritage Conservation District Plan and By-law. The draft will be brought before Council in 2023. We undertake structural assessments as budget allows. We are currently evaluating Town Hall's condition with the help of engineers.

## 11. Identification of Priority Management Needs

### 11.1 - Identification of Priority Management Needs

5.1	<b>Boundaries and Buffer Zones</b>	
5.1.2	The boundaries of the World Heritage property <b>are known</b> by the management <b>authority but are not known</b> by local communities/landowners	
5.1.4	The buffer zones of the World Heritage property <b>are known and recognised by the management authority but are not known and recognized by local communities/landowners</b>	
5.2	<b>Protective Measures</b>	
5.2.3	An <b>adequate legal framework</b> for maintaining of the Outstanding Universal Value including conditions of Authenticity and/or Integrity of the World Heritage property exists <b>but there are some deficiencies in implementation</b>	
5.2.4	An <b>adequate legal framework</b> in the buffer zone for maintaining the Outstanding Universal Value including conditions of Authenticity and/or Integrity of the World Heritage property exists <b>but there are some deficiencies in implementation</b>	✗
5.2.6	There are <b>major deficiencies in capacity/resources</b> to enforce legislation and/or regulation in the World Heritage property	
5.3	<b>Management System/Management Plan</b>	
5.3.5	<b>No use</b> has been made of the Historic Urban Landscape Recommendation to develop policies and best practices for the protection of the property	
5.3.7	<b>No use</b> has been made of the Policy Document on the Impacts of Climate Change on World Heritage Properties at the property	
5.3.9	<b>No use</b> has been made of the Strategy for Reducing Risks from Disasters at World Heritage Properties at the property	
5.3.11	There is <b>little coordination</b> between the range of administrative bodies involved in the management of the property	
5.3.12	The management system/plan is <b>only partially adequate</b> to maintain the property's Outstanding Universal Value	
5.3.13	The management system at the property is <b>only being partially implemented</b>	
5.3.17	<ul style="list-style-type: none"> <li>The management system of the World Heritage property <b>does not contribute to gender equality</b></li> <li><b>In a limited manner</b>, the management system of the World Heritage property does <b>provide ecosystem services/benefits to the local community (e.g. fresh air, water, food, medicinal plants)</b></li> <li>The management system of the World Heritage property <b>does not contribute to social inclusion and equity, improving opportunities for all, irrespective of age, sex, disability, ethnicity, origin, religion or economic or other status</b></li> <li>The management system of the World Heritage property <b>does not integrate a human rights-based approach</b></li> <li><b>In a limited manner</b>, the management system of the World Heritage property does <b>contribute to fostering inclusive local economic development, and to enhancing livelihood</b></li> <li>The management system of the World Heritage property <b>does not contribute to conflict prevention, including respect for cultural diversity within and around the World Heritage property</b></li> </ul>	✗
6.1	<b>Funding</b>	
6.1.3	The available <b>budget is inadequate</b> for basic management needs and presents a serious constraint to the capacity to manage the World Heritage property	✗
6.1.4	Existing sources of funding are <b>not secure</b>	✗
6.1.7	Human resources <b>partly meet</b> the management needs of the World Heritage property	✗
6.1.10	<b>Some use</b> has been made of the World Heritage Strategy for Capacity Development at the World Heritage property	✗
6.1.12	There is <b>no site-based</b> capacity building plan or programme in place; management is implemented by external staff and skills are not transferred	
7	<b>Scientific Studies and Research Projects</b>	
7.1	Knowledge about the values and attributes of the World Heritage property is <b>insufficient</b>	
7.2	There is <b>no research</b> taking place in the World Heritage property <b>despite an identified need</b>	
7.3	Research results are <b>not shared at any level</b>	
8	<b>Education, Information and Awareness Building</b>	
8.2	There is <b>no heritage education and awareness programme</b> for children and/or youth, despite an identified need	✗

9	<b>Visitor Management</b>							
9.7	There is <b>no strategy</b> to manage visitors, tourism activity and its derived impacts on the World Heritage property							✕
9.9	Visitor use of the World Heritage property is <b>not being actively managed despite an identified need</b>							
9.11	Although the tourism industry is active in the property, there is <b>no contact</b> between tourism operators and those responsible for the World Heritage property							
9.12	The Outstanding Universal Value of the property is <b>not adequately presented and interpreted</b>							✕
10	<b>Monitoring</b>							
10.1	There is <b>no monitoring</b> taking place in the World Heritage property or buffer zone despite an identified need							✕
10.2	There is <b>little or no information available</b> on the values of the World Heritage property to define key indicators							
Please select 0 more issues.								
<input checked="" type="checkbox"/> Please save this question to reflect changes								

## 12. Summary and Conclusions

### 12.1. Summary - Factors affecting the Property

#### 12.1.1 - Summary - Factors affecting the Property

4.1	<b>Buildings and Development</b>						
4.1.5	Interpretative and visitation facilities	Criteria (iv) and (v), but primarily criteria (iv).	No actions are currently being undertaken.	No monitoring is taking place.	There is no timeframe to address this issue.	The Town of Lunenburg. The Town hopes the Fisheries Museum of the Atlantic will continue their strong leadership in interpretation.	No additional comments
4.8	<b>Social/Cultural uses of heritage</b>						
4.8.2	Society's valuing of heritage	Criteria (iv) and (v).	A new Old Town Lunenburg Heritage Conservation District Plan and By-law is moving forward, which will include some public outreach. Otherwise, no actions are being undertaken.	No monitoring is taking place.	There is no timeline to address this issue.	Town of Lunenburg. The Lunenburg Heritage Society also needs support.	No additional comments
4.8.4	Changes in traditional ways of life and knowledge system	Criteria (v) : Old Town Lunenburg is an excellent example of an urban community and culture designed for and based on the offshore Atlantic fishery which is undergoing irreversible change and is evolving in a form that cannot yet be fully defined.	No actions are currently being taken.	No monitoring is taking place.	There is no timeframe to address this issue.	Town of Lunenburg. The Government of Nova Scotia and the Government of Nova Scotia are largely responsible for Canada's fishery.	No additional comments
4.8.5	Identity, social cohesion, changes in local population and community	Criteria (v) : Old Town Lunenburg is an excellent example of an urban community and culture designed for and based on the offshore Atlantic fishery which is undergoing irreversible change and is evolving in a form that cannot yet be fully defined.	The Town of Lunenburg is exploring residential developments to address the housing crisis in the Old Town Lunenburg World Heritage Site Buffer Zone.	No Monitoring is taking place.	The Town of Lunenburg hopes to encourage residential development in the next year to five years.	Town of Lunenburg.	Town of Lunenburg. The Government of Nova Scotia is largely responsible for housing in Nova Scotia.
4.10	<b>Climate change and severe weather events</b>						
4.10.6	Temperature change	Criteria (iv) and (v)	No actions are being taken.	There is no monitoring taking place.	There is no timeframe to address this issue.	Town of Lunenburg.	No additional comments

4.13	Management and institutional factors						
4.13.1	Management system/Management plan	Criteria (iv) and (v)	A new Old Town Lunenburg Heritage Conservation Plan and By-law will be brought forward in 2023.	There is no monitoring taking place.	Significant improvement is anticipated in the next twelve months.	Town of Lunenburg.	No additional comments
4.13.4	Management activities	Criteria (iv) and (v)	No action is being taken.	No monitoring is taking place.	There is no timeframe to address this issue.	Town of Lunenburg.	No further comments at this time.
4.13.5	Financial resources	Criteria (iv) and (v)	No additional financial resources are available.	Staff maintain a list of funding opportunities. These are all competitive grants. The Town has requested operational and capital budgets for Canada's other World Heritage Sites.	Ongoing.	Town of Lunenburg. The Town needs external funding to adequately manage and conserve Old Town Lunenburg World Heritage Site.	No additional comments
4.13.7	Low impact research/monitoring activities	Criteria (iv) and (v)	No actions are being taken.	No monitoring is taking place.	There is no timeframe to address this issue.	Town of Lunenburg	No additional comments
4.13.8	High impact research/monitoring activities	Criteria (iv) and (v)	No actions are being taken.	No monitoring is taking place.	There is no timeframe to address this issue.	Town of Lunenburg	No additional comments

Summary - Factors affecting the Property **completed**

## 12.2. Summary - Management Needs

### 12.2.1 - Summary - Management Needs

5.2	Protective Measures				
		Actions	Timeframe	Lead agency (and others involved)	More info / comment
5.2.4	An <b>adequate legal framework</b> in the buffer zone for maintaining the Outstanding Universal Value including conditions of Authenticity and/or Integrity of the World Heritage property exists <b>but there are some deficiencies in implementation</b>	No actions are being considered at this time.	No timeframe	Only agency is the Town of Lunenburg	none/

5.3	Management System/Management Plan				
5.3.17	<ul style="list-style-type: none"> <li>The management system of the World Heritage property <b>does not contribute to gender equality</b></li> <li>In a <b>limited manner</b>, the management system of the World Heritage property does <b>provide ecosystem services/benefits to the local community (e.g. fresh air, water, food, medicinal plants)</b></li> <li>The management</li> </ul>	A new Old Town Lunenburg Heritage Conservation District Plan and By-law will be reviewed by the Town of Lunenburg in 2023. This will only partially address this issue.	A new Old Town Lunenburg Heritage Conservation District Plan and By-law will be reviewed by the Town of Lunenburg in 2023.	Town of Lunenburg.	No additional comments

	<p>system of the World Heritage property <b>does not contribute to social inclusion and equity, improving opportunities for all, irrespective of age, sex, disability, ethnicity, origin, religion or economic or other status</b></p> <ul style="list-style-type: none"> <li>• The management system of the World Heritage property <b>does not integrate a human rights-based approach</b></li> <li>• <b>In a limited manner</b>, the management system of the World Heritage property <b>does contribute to fostering inclusive local economic development, and to enhancing livelihood</b></li> <li>• The management system of the World Heritage property <b>does not contribute to conflict prevention, including respect for cultural diversity within and around the World Heritage property</b></li> </ul>				
--	---	--	--	--	--

6.1	Funding				
6.1.3	The available <b>budget is inadequate</b> for basic management needs and presents a serious constraint to the capacity to manage the World Heritage property	Staff maintain a list of funding opportunities. These are all competitive grants. The Town has requested operational and capital budgets for Canada's other World Heritage Sites.	Ongoing	Town of Lunenburg	None.
6.1.4	Existing sources of funding are <b>not secure</b>	Staff maintain a list of funding opportunities. These are all competitive grants. The Town has requested operational and capital budgets for Canada's other World Heritage Sites.	Ongoing	Town of Lunenburg.	None.
6.1.7	Human resources <b>partly meet</b> the management needs of the World Heritage property	Additional staff and help from Federal and Provincial Departments	On-going.	Parks Canada, Provincial Department of Communities, Culture, Tourism and Heritage and Town of Lunenburg.	None.

6.1.10	Some use has been made of the World Heritage Strategy for Capacity Development at the World Heritage property	Additional staff and help from Federal and Provincial Departments	On-going	Parks Canada, Provincial Department of Communities, Culture, Tourism and Heritage and Town of Lunenburg.	None.
--------	---	---	----------	--	-------

8	Education, Information and Awareness Building
---	---

8.2	There is <b>no heritage education and awareness programme</b> for children and/or youth, despite an identified need	There are no actions being taken.	There is no timeframe to address this issue.	Town of Lunenburg.	No additional comments
-----	---	-----------------------------------	--	--------------------	------------------------

9	Visitor Management
---	--------------------

9.7	There is <b>no strategy</b> to manage visitors, tourism activity and its derived impacts on the World Heritage property	There are no actions being taken.	There is no timeframe to address this issue.	Town of Lunenburg	No additional comments
9.12	The Outstanding Universal Value of the property is <b>not adequately presented and interpreted</b>	There are no actions being taken.	There is no timeframe to address this issue.	Town of Lunenburg	None

10	Monitoring
----	------------

10.1	There is <b>no monitoring</b> taking place in the World Heritage property or buffer zone despite an identified need	There are no actions being taken.	There is no timeframe to address this issue.	Town of Lunenburg	No additional comments
------	---	-----------------------------------	--	-------------------	------------------------

Summary - Management Needs completed

## 12.3. Conclusions on the State of Conservation of the Property

### 12.3.1 - Following the analysis undertaken for this report, what is the current state of Authenticity of the World Heritage property?

The Authenticity of the World Heritage property **has been compromised** by factors described in this report

### 12.3.2 - Following the analysis undertaken for this report, what is the current state of Integrity of the World Heritage property?

The Integrity of the World Heritage property **has been compromised** by factors described in this report

### 12.3.3 - Following the analysis undertaken for this report, what is the current state of the World Heritage property's Outstanding Universal Value?

The World Heritage property's Outstanding Universal Value **has been seriously impacted by factors described in this report, but this situation can be addressed, or is currently being addressed through management actions.**

### 12.3.4 - What is the current state of the property's other values?

Other important cultural and/or natural values are being **partially degraded** but the state of conservation of the World Heritage property has **not been significantly impacted**

### 12.3.5 - Comments. conclusions and/or recommendations related to the state of conservation of the property.

Research, documentation, and interpretation are sorely lacking in Old Town Lunenburg. There is no archive. Interpretation and education is poor and uncoordinated. The economics, and history of Lunenburg are not understood, especially its vernacular architecture. Good decision-making is difficult in a knowledge vacuum. The gravest and most immediate threat to Old Town Lunenburg's integrity is the degradation of its civic blocks. Its management is poor because the site is severely under resourced

### 13. Impact of World Heritage Status

#### 13.1 - Please rate the impacts of World Heritage status of the property in relation to the following areas

Conservation	Positive
Research and monitoring	No impact
Management effectiveness	No impact
Quality of life for local communities and indigenous peoples	No impact
Recognition	Very positive
Education	Not applicable
Infrastructure development	Positive
Funding for the property	Not applicable
International cooperation	Not applicable
Political support for conservation	Positive
Legal/Policy framework	Positive
Advocacy	No impact
Institutional coordination	Not applicable
Security	Not applicable
Gender equality	Not applicable
Provision of ecosystem services/ benefits to local communities	Not applicable
Social inclusion and equity, and improvement of opportunities for all, irrespective of age, sex, disability, ethnicity, origin, religion, or economic or other status	Not applicable
Fostering inclusive local economic development and enhancing livelihood	Positive
Contributing to conflict prevention, including respect for cultural diversity within and around heritage properties	Not applicable
Other	Not applicable
If 'Other', please specify	

#### 13.2 - Comments, conclusions and/or recommendations related to World Heritage status and its impacts

The answers above are approximations only, as little data is available. For example, no economic studies have ever been undertaken. It is impossible for Staff to adequately report on these items.

### 14. Good Practice in the Implementation of the World Heritage Convention

#### 14.1 - Example of good practice in World Heritage protection, identification, conservation or management at the property level

The Town of Lunenburg recently hired a new Heritage Officer and is working on a new Old Town Lunenburg Heritage Conservation Plan and By-law. The Town actively seeks funding to support conservation efforts.

#### 14.2 - Define which topics are covered by this example of best practice at the property level

State of Conservation
Governance

### 15. Assessment of the Periodic Reporting Exercise

#### 15.1. Relevance of Periodic Reporting

##### 15.1.1 - Has the Periodic Reporting process improved the understanding of the following?

The World Heritage Convention
The concept of Outstanding Universal Value
The concept of Integrity and/or Authenticity

##### 15.1.2 - Please rate the follow-up to conclusions and recommendations from previous Periodic Reporting exercise by the following entities

State Party	Fair
Site Managers	Fair

UNESCO World Heritage Centre	No follow-up
Advisory Bodies (ICOMOS, IUCN, ICCROM)	Fair

## 15.2. Use of Data

### 15.2.1 - How do the authorities in charge of the property plan to use the data recorded from this cycle of Periodic Reporting?

Other
unknown

### 15.2.2 - Comments on use of data from the Cycle of Periodic Reporting

## 15.3. Timing and resources

### 15.3.1 - Entities involved in the filling out of this online questionnaire (tick as many boxes as applicable)

Site Manager/Coordinator World Heritage property staff
--

### 15.3.2 - Has a gender balanced contribution and participation been considered in the filling out of this questionnaire?

Gender balance has **not been explicitly** considered or implemented in the process.

### 15.3.3 - Were you given adequate time (i.e. roughly ten months) to gather necessary information and to fill in this questionnaire?

Yes

### 15.3.4 - Please estimate the time (working hours) needed to complete this questionnaire

none / none / 40 hours /
--------------------------

### 15.3.5 - Did you mobilise any additional resources to fill out this questionnaire?

	Additional resources	No	Yes
15.3.5.1	Human resources	✕	
15.3.5.2	Financial resources for organizing consultation meetings/ training	✕	

## 15.4. Format and content of the Periodic Report

### 15.4.1 - How accessible was the information required to complete this questionnaire?

Little of the required information was accessible.

### 15.4.2 - Was the questionnaire easy to use and clear to understand?

		Very Difficult	Difficult	Easy	Very easy
15.4.2.1	Ease of use of questionnaire		✕		
15.4.2.2	Clarity of questions		✕		

### 15.4.3 - Please provide suggestions for improvement of the Periodic Reporting questionnaire

Each item to be completed should have either a "Not applicable" or an "unknown" button to highlight. Some do - but some don't.

## 15.5. Training and Guidance

### 15.5.1 - Please rate the level of support in terms of training and guidance from the following entities in completing this questionnaire

UNESCO World Heritage Centre	Fair
UNESCO (other sectors/field offices)	Not applicable
UNESCO National Commission	Not applicable
ICOMOS International	Not applicable
IUCN International	Not applicable
ICCROM international/regional	Not applicable
ICOMOS national/regional	No support
IUCN national/regional	Not applicable

### 15.5.2 - Please rate the level of support for completing the Periodic Reporting questionnaire from the following entities

UNESCO World Heritage Centre	No support
State Party Representative (national Focal Point)	Fair
UNESCO other sectors (e.g. field office)	No support



National Commission for UNESCO	No support
ICOMOS International	No support
ICCROM International/regional	No support
ICOMOS national/regional	No support
IUCN national/regional	No support
IUCN International	No support

**15.5.3 - Were the online training resources prepared by the World Heritage Centre regarding Periodic Reporting adequate for you to complete this questionnaire?**

Yes

**15.5.4 - If you found that the online training resources were not adequate, what changes would you like to see implemented?**

15.6. Actions that will require formal consideration by the World Heritage Committee

**15.6.1 - Summary of actions that will require formal consideration by the World Heritage Committee**

No item were proposed for update

15.7. Comments, conclusions and/or recommendations related to the Assessment of the Periodic Reporting Exercise

**15.7.1 - Comments, conclusions and/or recommendations related to the Assessment of the Periodic Reporting Exercise**

The State Party is working with the World Heritage Site manager to address the concerns raised through the Periodic Reporting exercise and will provide information to the World Heritage Centre at an appropriate time, in respect of Paragraph 172 of the Operational Guidelines.

**15.7.2 - Thank you for having filled in all the questions. Please contact your National Focal Point for validation.**